

C. & W. I. R. R.

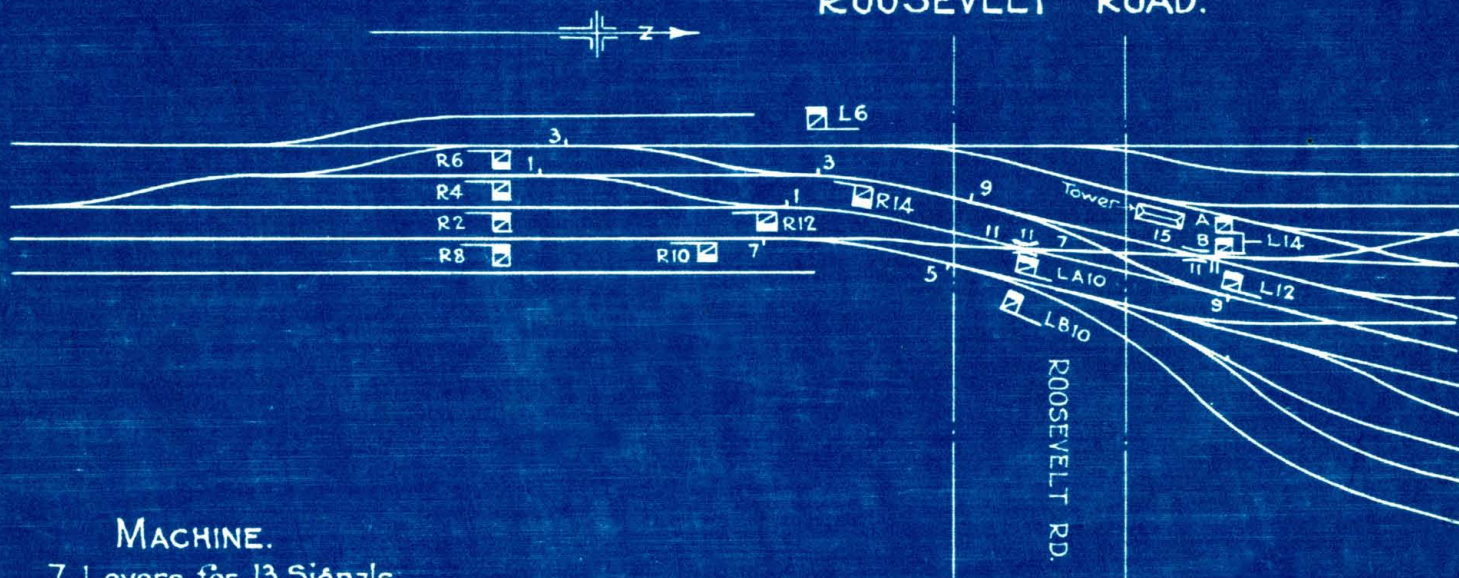
BELT RY.

INTERLOCKING LAYOUTS

SIGNAL ENGRS OFFICE.

AUG. 3, 1912.

ROOSEVELT ROAD.



MACHINE.

7 Levers for 13 Signals.

7 " " 8 Single Switches and Two
Double Slips with M.P.F.

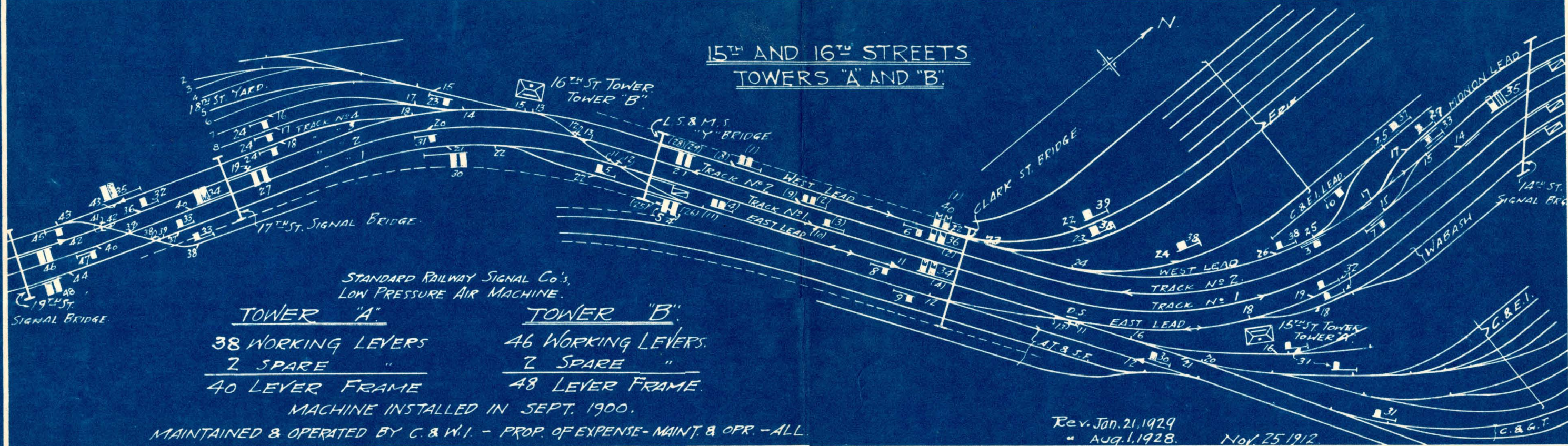
1 Space.

15 Lever Frame.

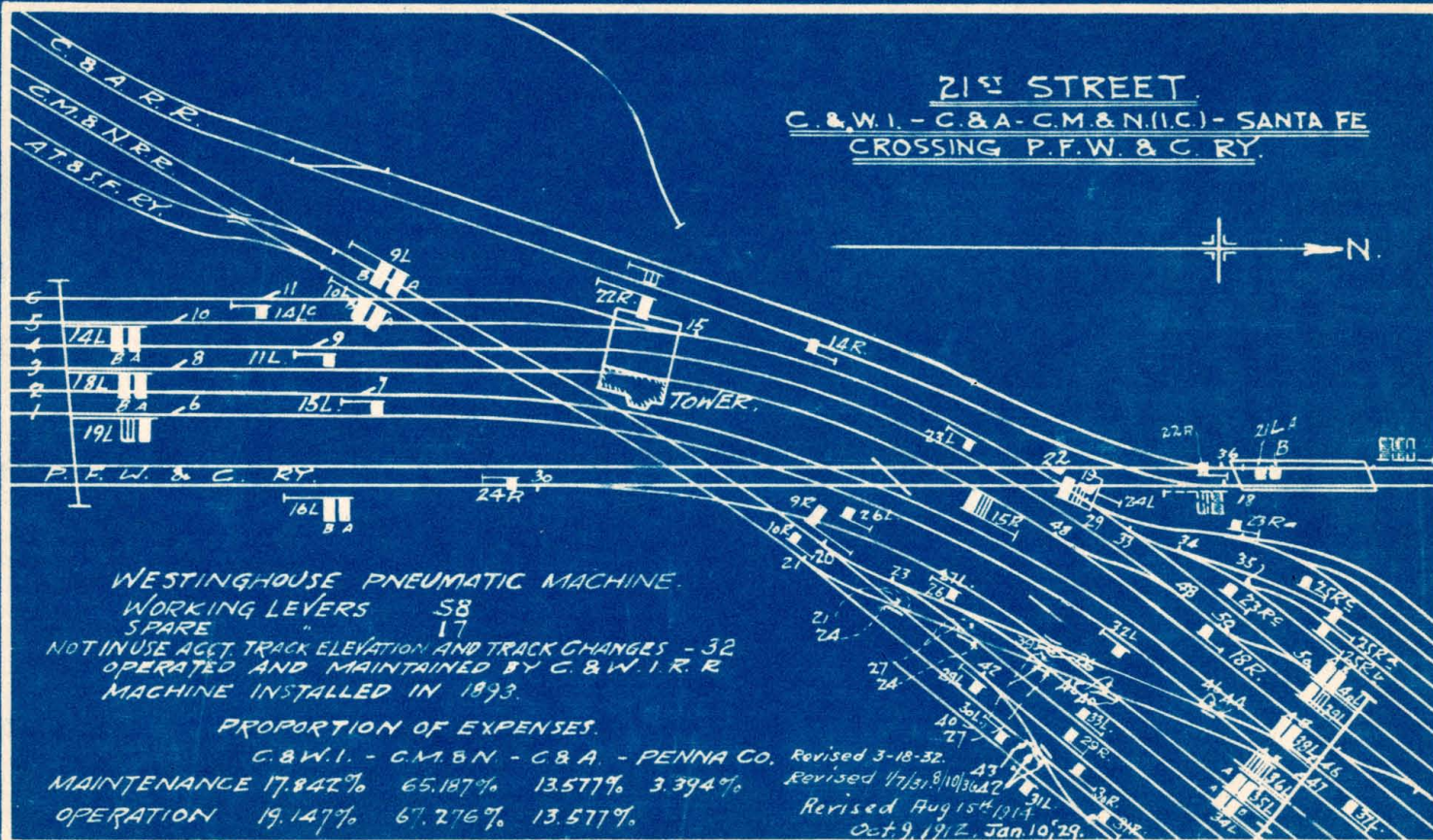
Maintained & Operated by C. & W.I.

In service Aug. 30, 1926.

15TH AND 16TH STREETS TOWERS "A" AND "B".



21ST STREET.
C. & W. I. - C. & A. - C. M. & N. (I. C.) - SANTA FE
CROSSING P. F. W. & C. RY.



WESTINGHOUSE PNEUMATIC MACHINE.
 WORKING LEVERS 58
 SPARE 17
 NOT IN USE ACCT. TRACK ELEVATION AND TRACK CHANGES - 32
 OPERATED AND MAINTAINED BY C. & W. I. R. R.
 MACHINE INSTALLED IN 1893.

PROPORTION OF EXPENSES.

	C. & W. I. -	C. M. & N. -	C. & A. -	PENNA CO.
MAINTENANCE	17.842%	65.187%	13.577%	3.394%
OPERATION	19.147%	67.276%	13.577%	

Revised 3-18-32.

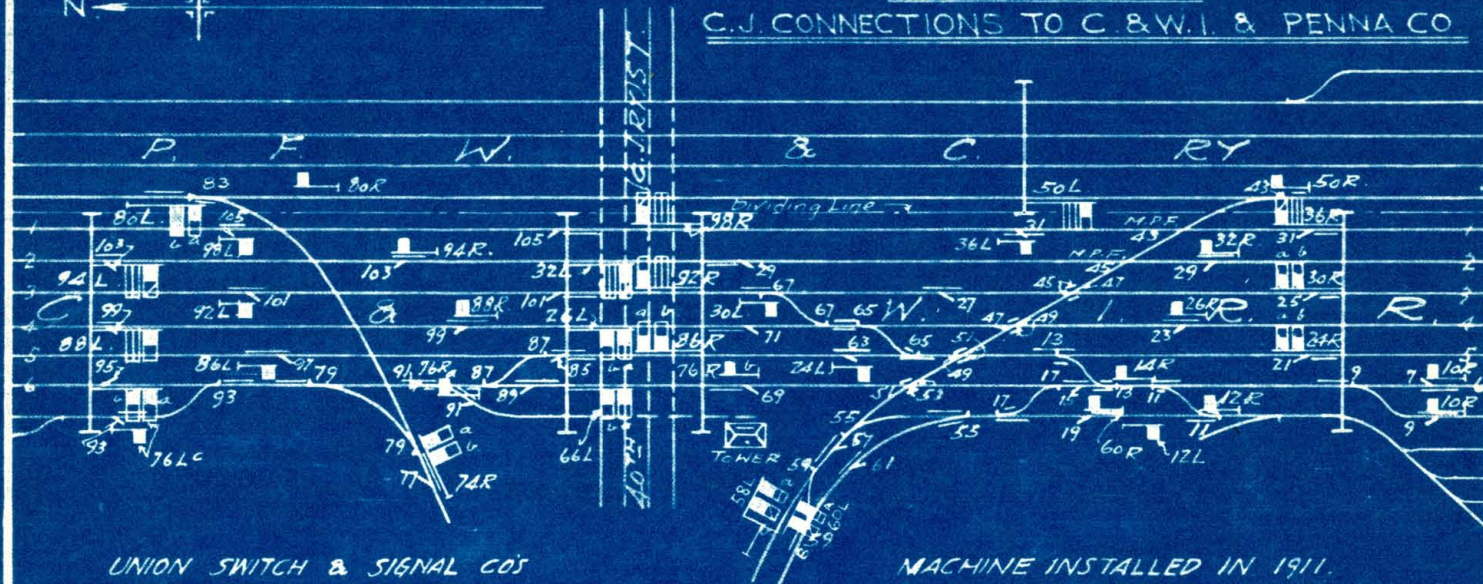
Revised 11/31/810/30/42

Revised Aug 15th 1914

Oct. 9, 1912, Jan. 10, 1914.



40TH STREET
C. & W. I. & PENNA CO



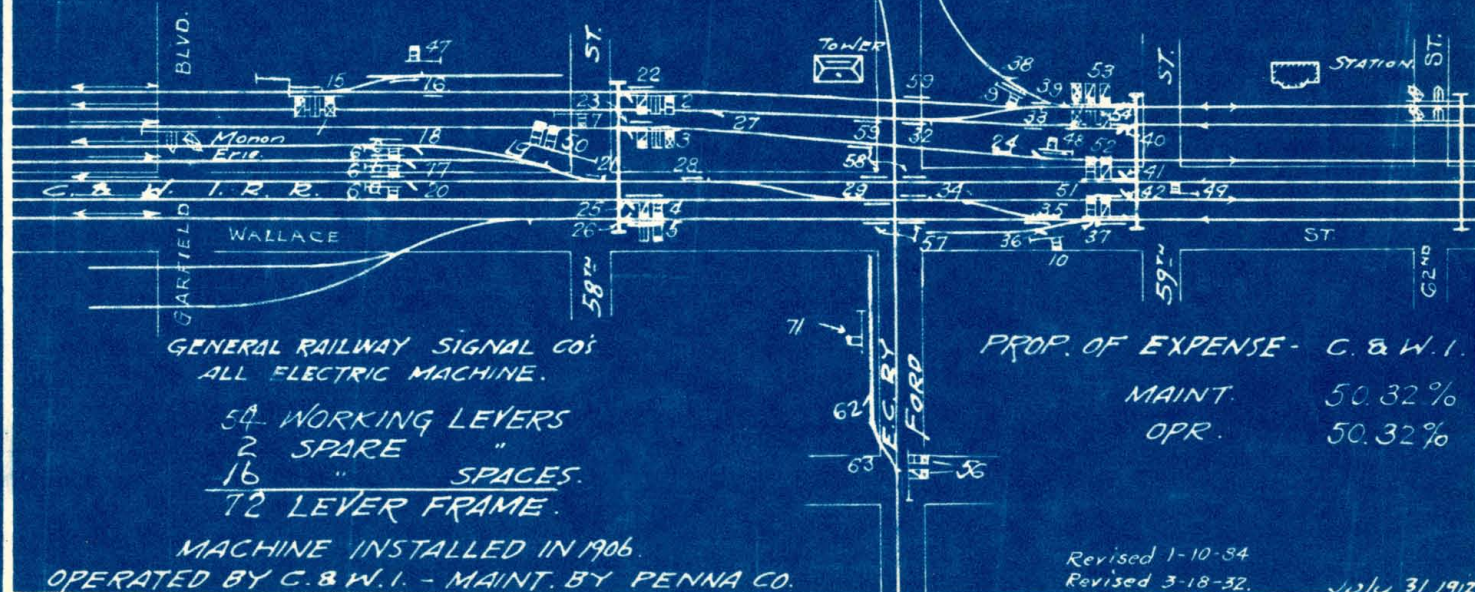
UNION SWITCH & SIGNAL CO'S
ELECTRO-PNEUMATIC MACHINE.


62 WORKING LEVERS.
14 SPARE "
31 SPARE SPACES.
107 LEVER FRAME.

MACHINE INSTALLED IN 1911.
OPERATED AND MAINTAINED BY C. & W. I. & P. R. R.
PROP OF EXPENSE. C. & W. I. & P. R. R.
MAINTENANCE - 92.43%
OPERATION 92.43%.

Sept. 7 1912.

FORD STREET.
ENGLEWOOD CONNECTING RY
(PENNA CO) CROSSING.





GENERAL RAILWAY SIGNAL CO.
ALL ELECTRIC MACHINE.
INSTALLED APRIL 1924.

79-Working Levers.

10-Spare " (5 Sw.-5 Sig.)

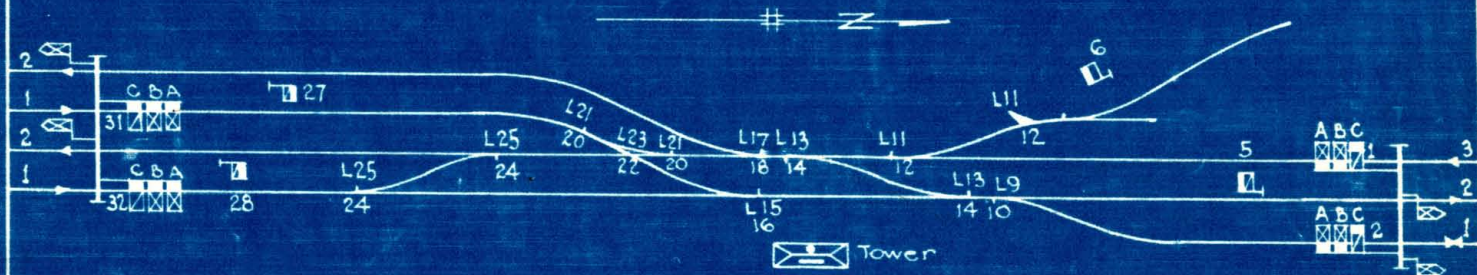
31- " Spaces.

Total = 120- Lever Frame.

Maintained and Operated by C.&W.I. RR.

81ST STREET PLANT

C.&W.I. PASSENGER JUNCTION



I.S.F. MACHINE

24 Working Levers

1 Spare "

7 Spaces

32 Lever Frame

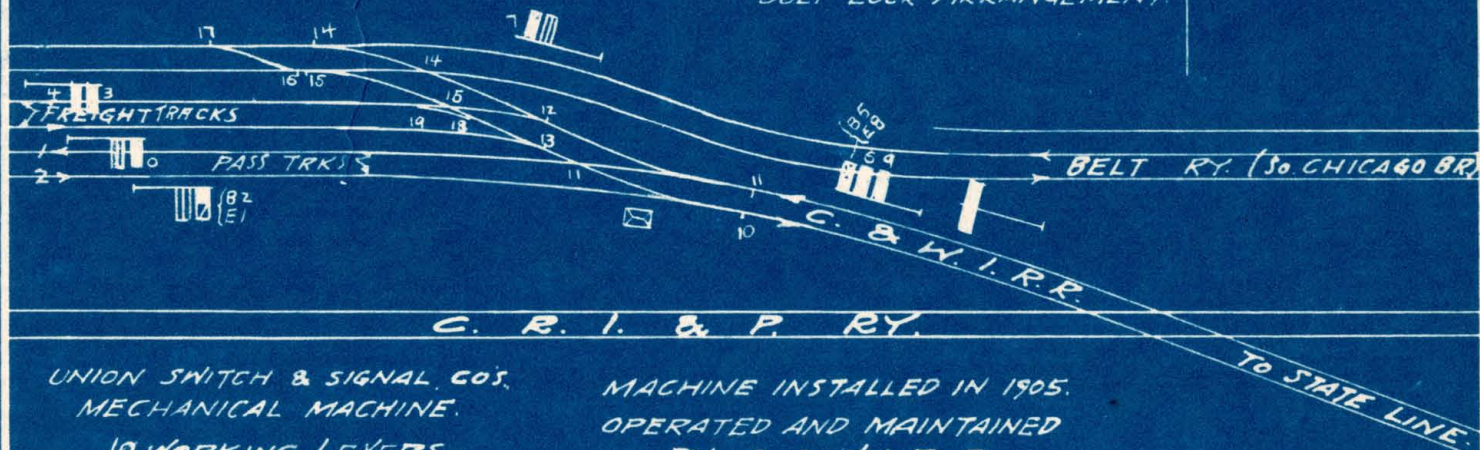
100% Maintained & Operated by C.&W.I.

In Service June 21, 1928.

PULLMAN JUNCTION. JUNCTION TO SO. CHICAGO BRANCH.



BOLT LOCK ARRANGEMENT.



UNION SWITCH & SIGNAL CO'S.
 MECHANICAL MACHINE.

10 WORKING LEVERS.

0 SPARE "

10 LEVER FRAME.

MACHINE INSTALLED IN 1905.

OPERATED AND MAINTAINED

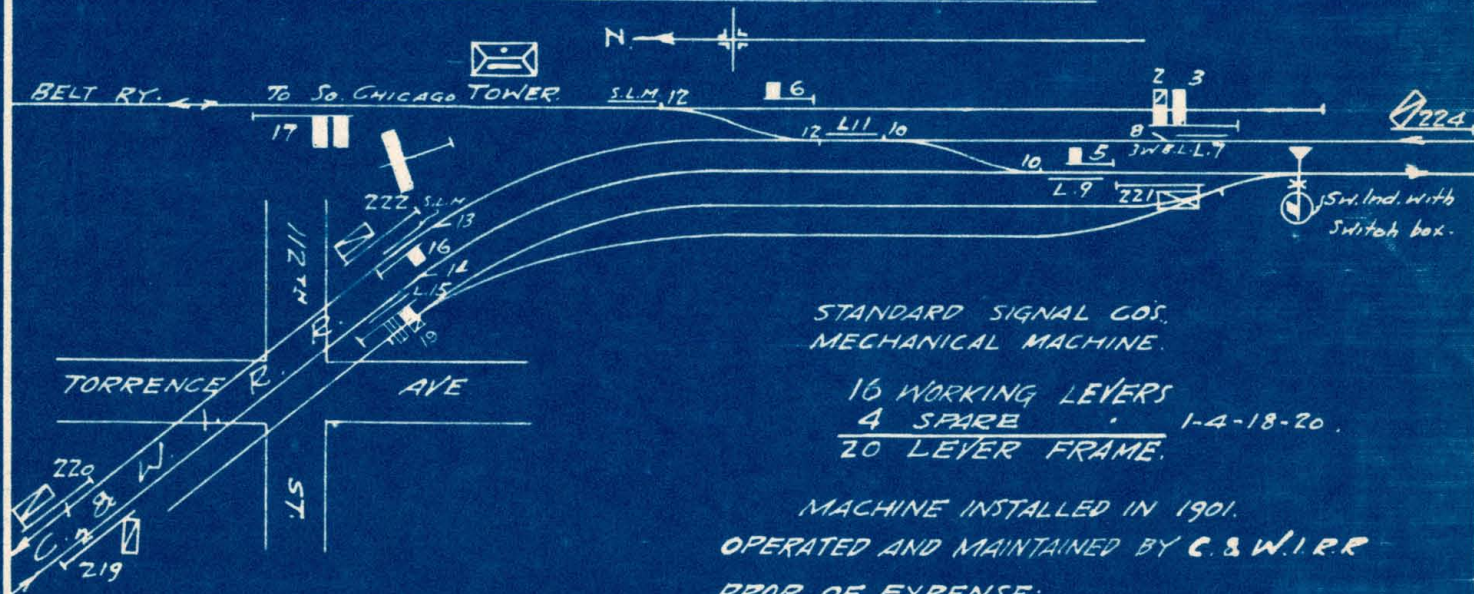
BY C. & W. I. R. R.

PROP. OF EXPENSE -

MAINT. & OPERATION - ALL.

Apr 30 - 1918
 Sept. 12 1912.

112TH STREET - SO. DEERING.
JUNCTION TO SO. CHICAGO. (CUMMINS BRANCH.)



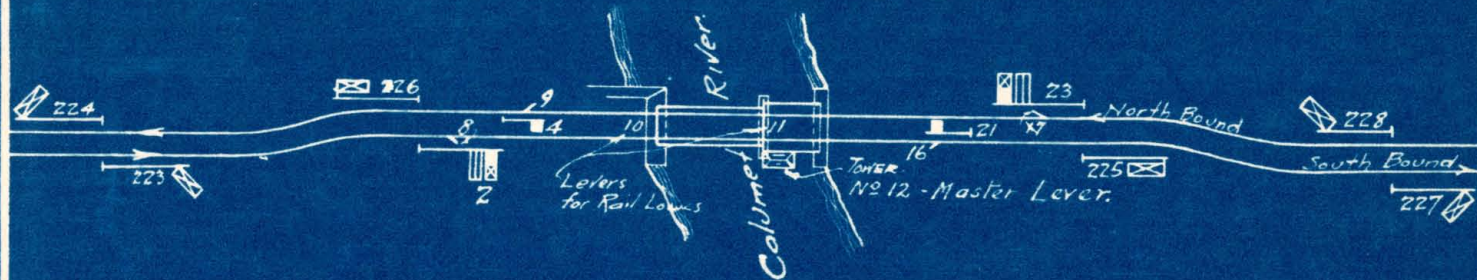
STANDARD SIGNAL COS.
MECHANICAL MACHINE.

16 WORKING LEVERS
4 SPARE 1-4-18-20.
20 LEVER FRAME.

MACHINE INSTALLED IN 1901.
OPERATED AND MAINTAINED BY C. & W. I. R.
PROP. OF EXPENSE:
MAINT. & OPERATION - ALL.

Jan. 30, 1929. JCR
Sept. 12, 1912.

CALUMET RIVER BRIDGE.
MAIN LINE.



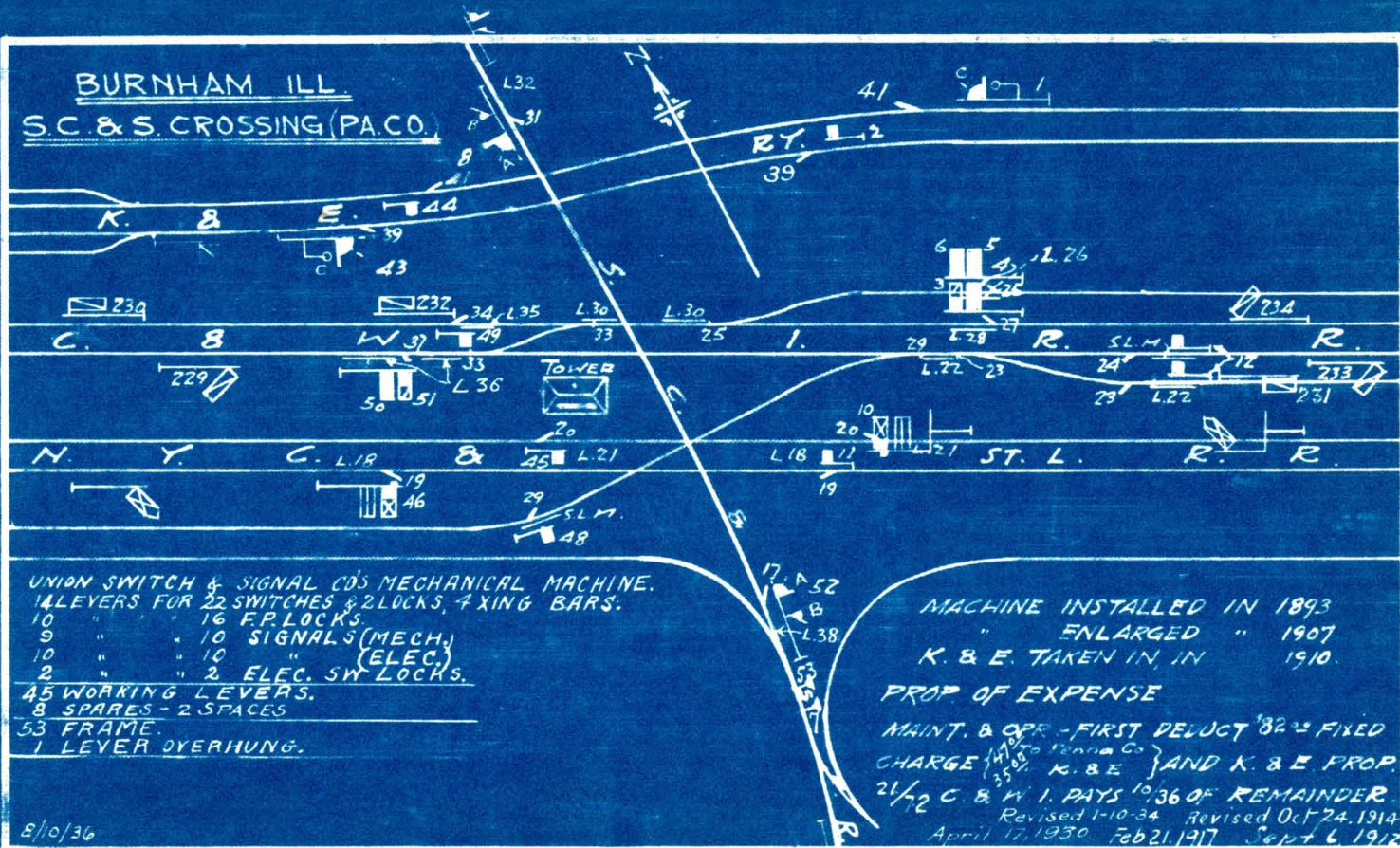
GENERAL RAILWAY SIGNAL CO.
ALL ELECTRIC MACHINE.
PUT IN SERVICE JUNE 1912.

11 WORKING LEVERS
13 SPARE SPACES
24 LEVER FRAME

OPERATED & MAINTAINED BY C. & W. I. R. R.

OCT 24 1914
AUG 5 1912.

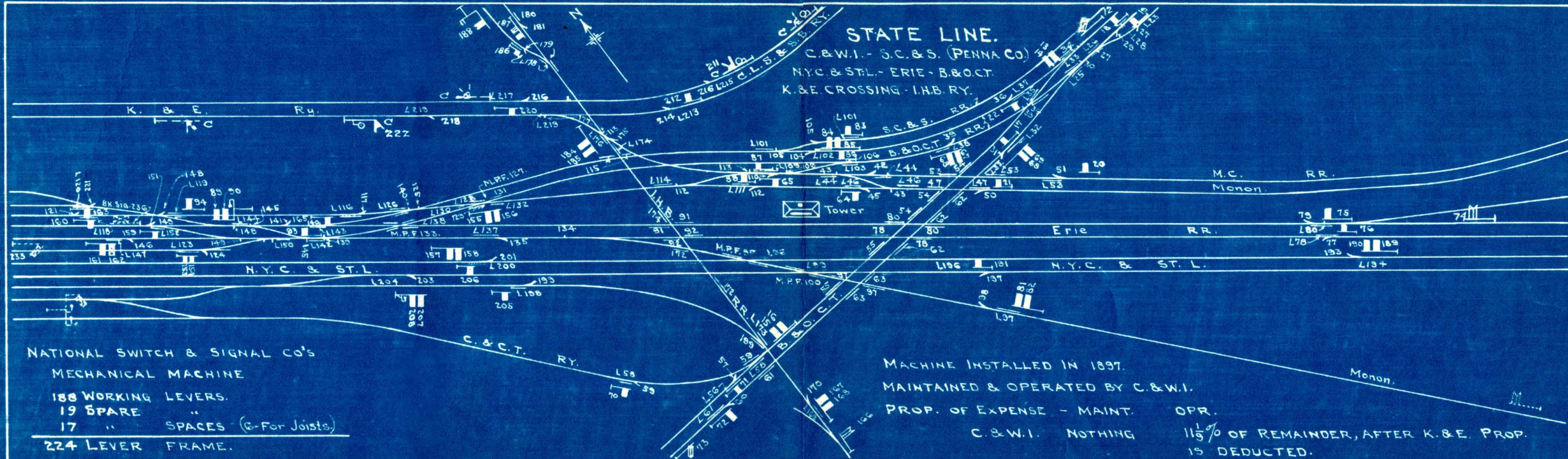
BURNHAM ILL
S. C. & S. CROSSING (P.A. CO.)



UNION SWITCH & SIGNAL CO'S MECHANICAL MACHINE.
 14 LEVERS FOR 22 SWITCHES & 2 LOCKS, 4 XING BARS.
 10 " " 16 F.P. LOCKS.
 9 " " 10 SIGNALS (MECH.)
 10 " " 10 " (ELEC.)
 2 " " 2 ELEC. SW. LOCKS.
 45 WORKING LEVERS.
 8 SPARES - 2 SPACES
 53 FRAME.
 1 LEVER OVERHUNG.

MACHINE INSTALLED IN 1893
 " ENLARGED " 1907
 K. & E. TAKEN IN, IN 1910.
 PROP. OF EXPENSE
 MAINT. & OPR - FIRST DEDUCT '82²⁵ FIXED
 CHARGE ^{41.50} ₃₅ K. & E. } AND K. & E. PROP.
 21/2 C. & W. I. PAYS 10/36 OF REMAINDER.
 Revised 1-10-34 Revised Oct 24, 1914
 April 17, 1930 Feb 21, 1917 Sept 6, 1912

8/10/36



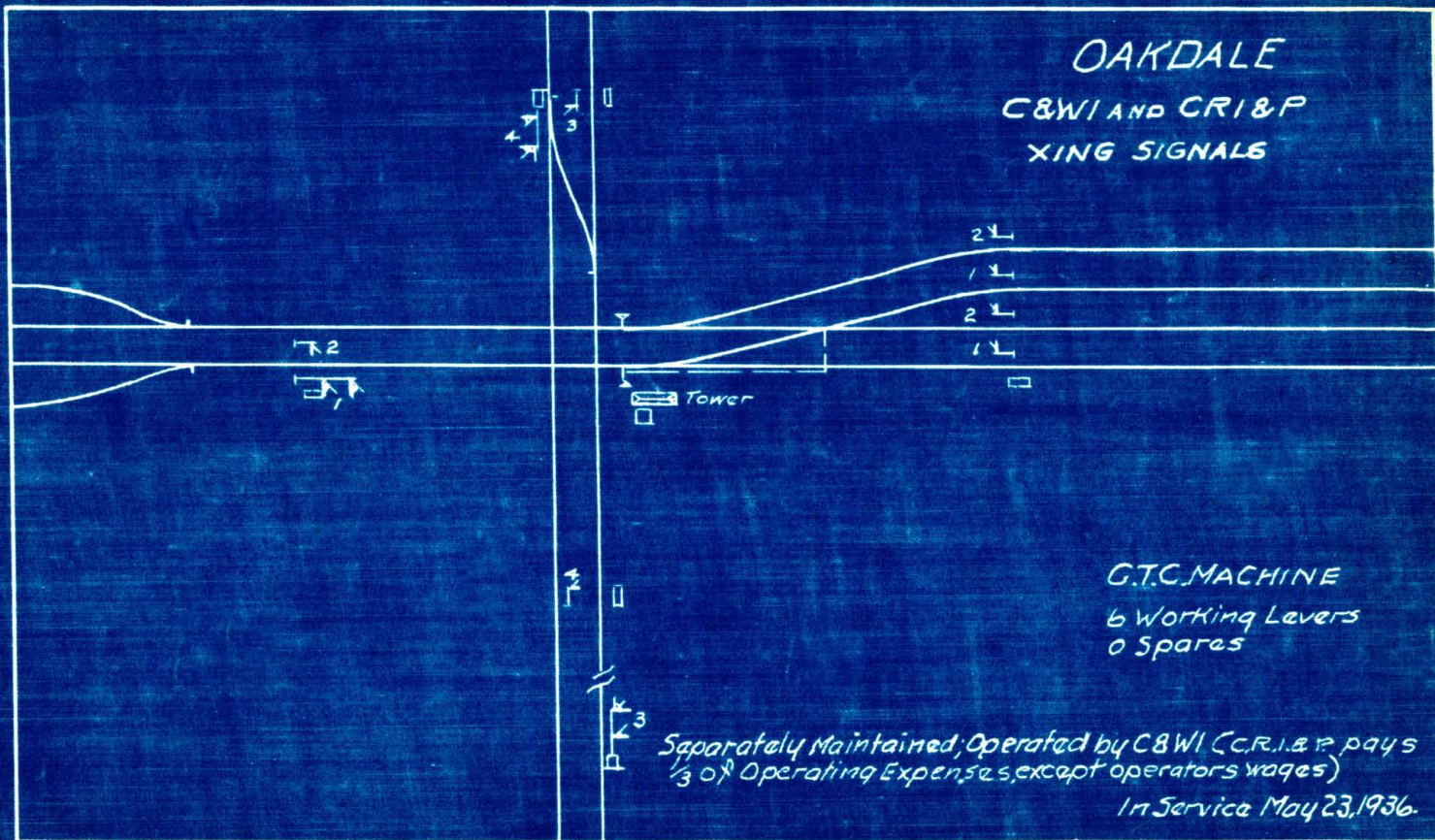
STATE LINE.

C. & W. I. - S. C. & S. (PENNA. CO.)
 N. Y. C. & ST. L. - ERIE - B. & O. C. T.
 K. & E. CROSSING - I. H. B. RY.

NATIONAL SWITCH & SIGNAL CO'S
 MECHANICAL MACHINE
 188 WORKING LEVERS.
 19 SPARE "
 17 " SPACES (2-For Joists.)
 224 LEVER FRAME.

MACHINE INSTALLED IN 1897.
 MAINTAINED & OPERATED BY C. & W. I.
 PROP. OF EXPENSE - MAINT. OPR.
 C. & W. I. NOTHING 11 2/3% OF REMAINDER, AFTER K. & E. PROP.
 IS DEDUCTED.

OAKDALE
C&W AND CR&P
XING SIGNALS



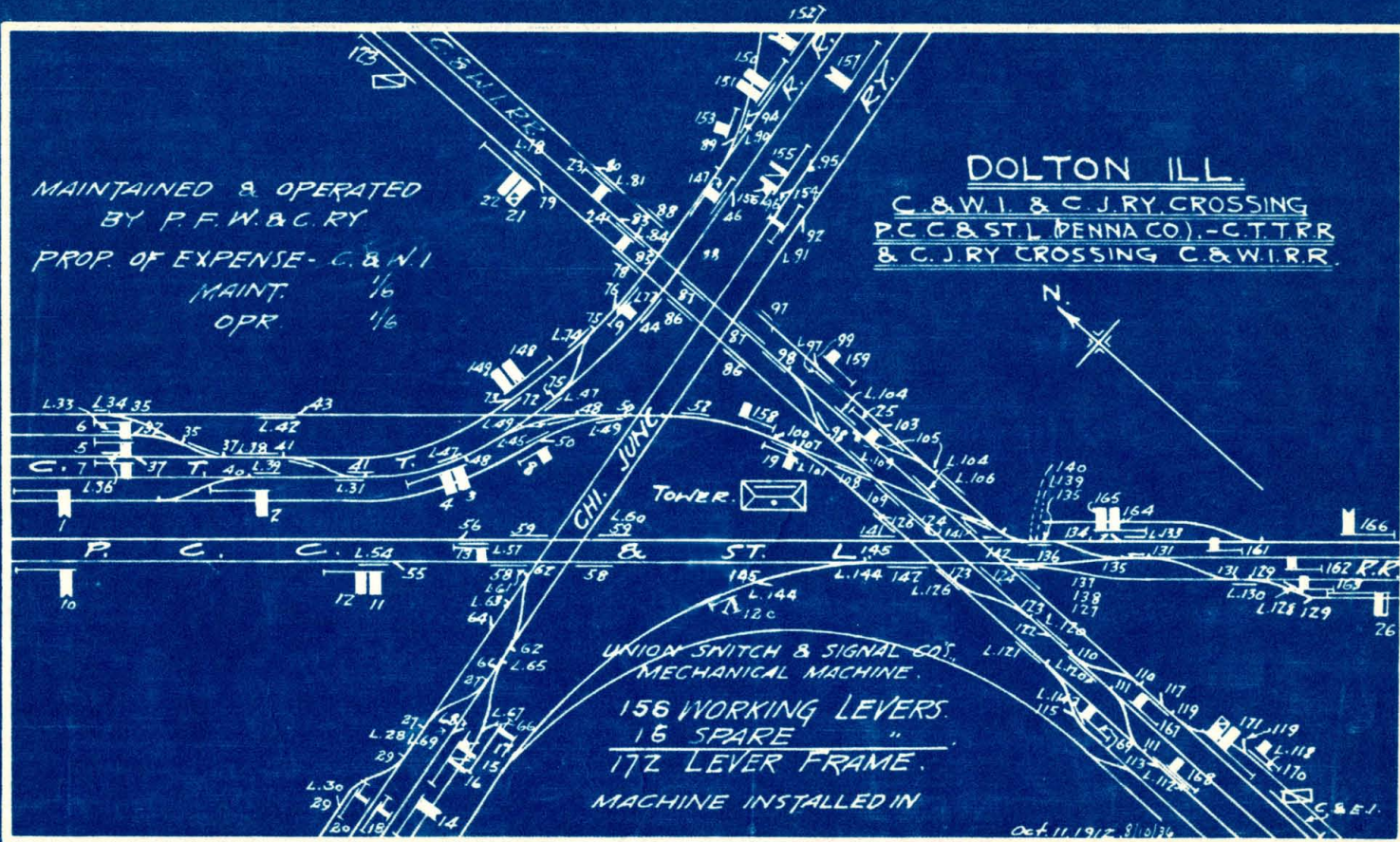
G.T.C. MACHINE
6 Working Levers
0 Spares

Separately Maintained; Operated by C&W (C.R. & P. pays
1/3 of Operating Expenses, except operators wages)

In Service May 23, 1936.

MAINTAINED & OPERATED
BY P.F.W.&C.RY
PROP. OF EXPENSE- C.&W.I
MAINT. $\frac{1}{6}$
OPR. $\frac{1}{6}$


DOLTON ILL.
C.&W.I. & C.J.RY. CROSSING
P.C.C. & ST. L. (PENNA CO.) - C.T.T.R.R.
& C.J.RY CROSSING C.&W.I.R.R.



UNION SWITCH & SIGNAL CO'S.
MECHANICAL MACHINE.
156 WORKING LEVERS.
16 SPARE "
172 LEVER FRAME.
MACHINE INSTALLED IN

Oct. 11, 1912, 8:10/36

WEST 75TH STREET
P.C.C. & STL. CROSSING
B. & O. C.T. CROSSING



UNION SWITCH & SIGNAL CO'S.
 MECHANICAL MACHINE.

87 WORKING LEVERS

45 SPARE LEVERS

132 LEVER FRAME

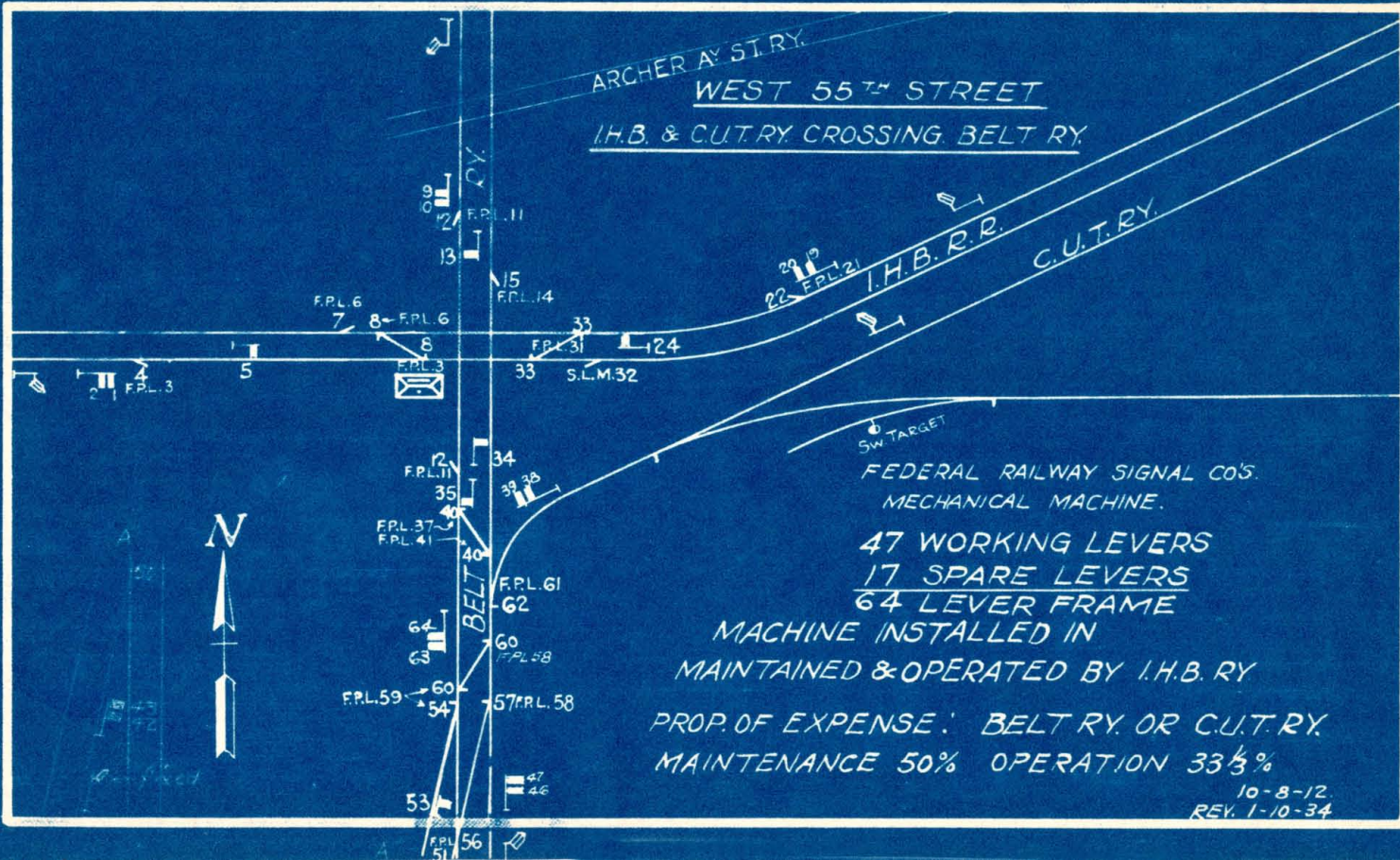
MACHINE INSTALLED IN 1893.
 OPERATED & MAINTAINED BY B. & O. C.T. RR.
 PROP. OF EXPENSE - BELT RY.
 MAINT. & OPER. - NONE

Aug 17, 1915
 Rev. Jan. 10, 1934

ARCHER AVE ST. RY.

WEST 55TH STREET

I.H.B. & C.U.T. RY. CROSSING BELT RY.



SW TARGET

FEDERAL RAILWAY SIGNAL CO'S.
MECHANICAL MACHINE.

47 WORKING LEVERS

17 SPARE LEVERS

64 LEVER FRAME

MACHINE INSTALLED IN

MAINTAINED & OPERATED BY I.H.B. RY

PROP. OF EXPENSE: BELT RY. OR C.U.T. RY.

MAINTENANCE 50% OPERATION 33 1/3%

10-8-12.

REV. 1-10-34

PLANT THROWN OUT OF
SERVICE NOV. 3, '09, ACCT.
OF CHANGE IN BELT TRKS.
PUT IN SERVICE AGAIN
DEC. 28, 1909. ALSO 16
LEVERS WERE ADDED.
SEE PLAIN DATED 7-3-09.2

UNION SWITCH & SIGNAL CO'S.
MECHANICAL MACHINE.

36 WORKING LEVERS

4 SPARE " 20, 36, 37, 40

0 " SPACES.

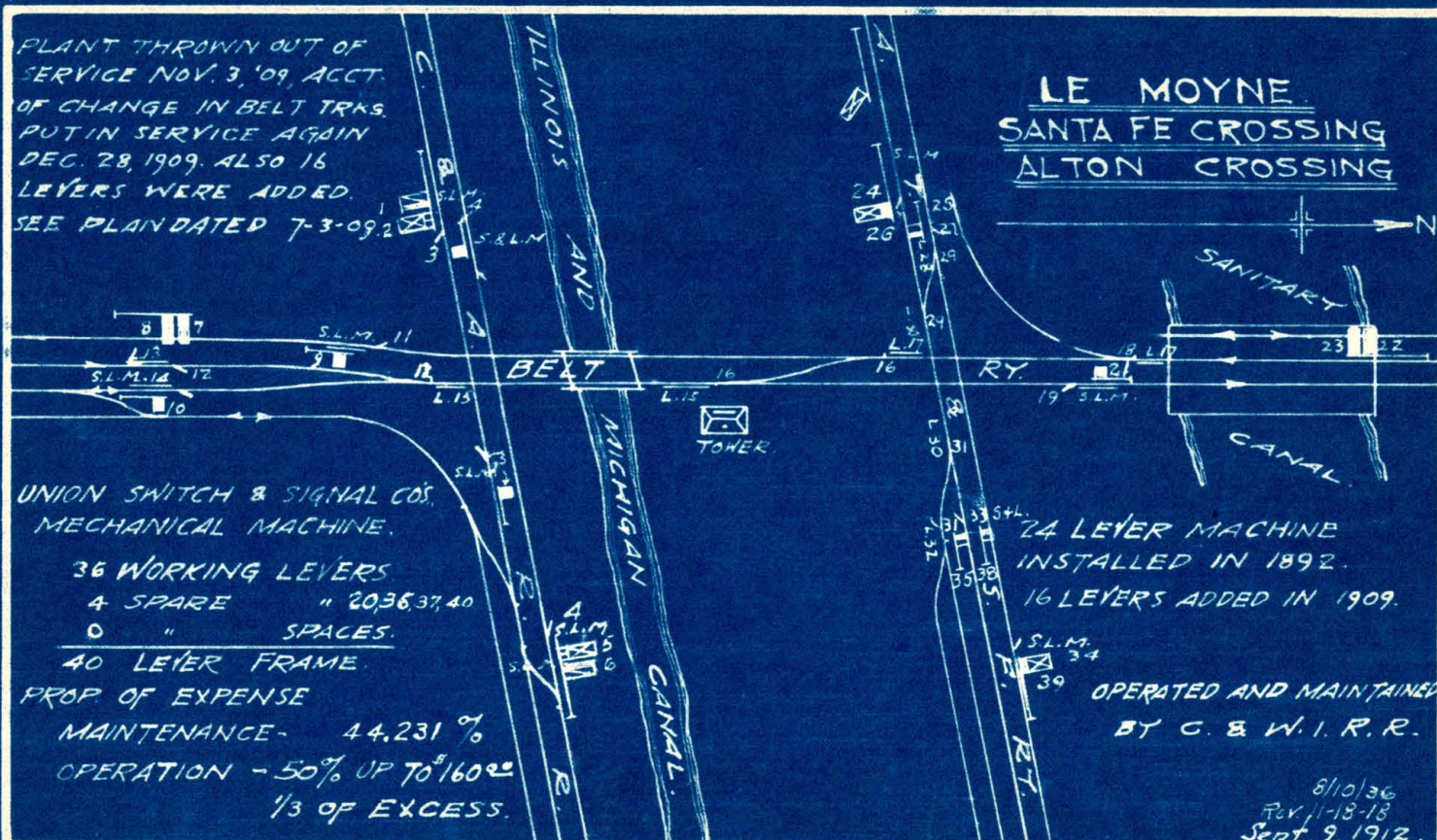
40 LEVER FRAME.

PROP. OF EXPENSE

MAINTENANCE - 44.231 %

OPERATION - 50% UP TO \$160.00
1/3 OF EXCESS.

LE MOYNE SANTA FE CROSSING ALTON CROSSING

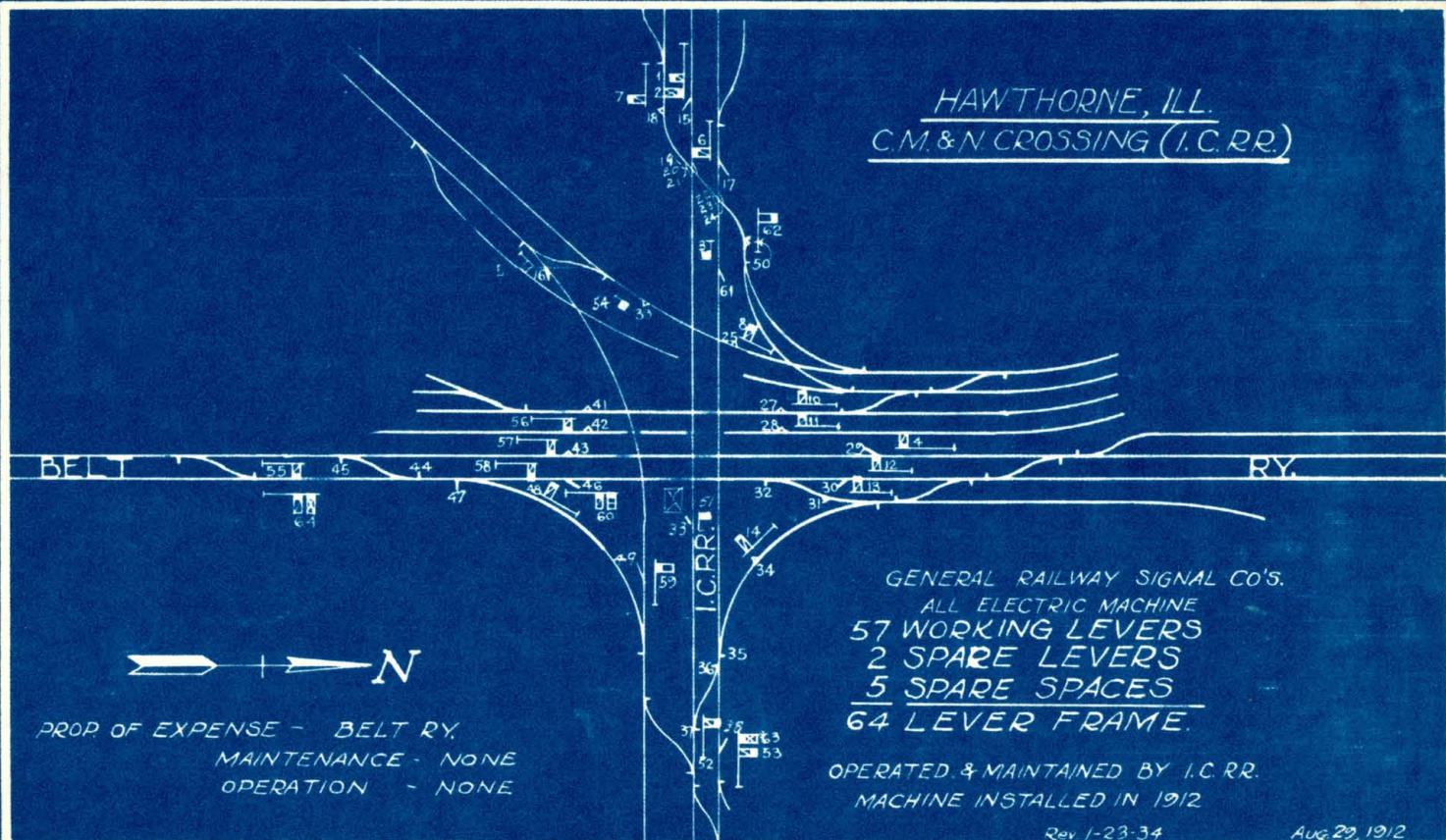


24 LEVER MACHINE
INSTALLED IN 1892.
16 LEVERS ADDED IN 1909.

OPERATED AND MAINTAINED
BY C. & W. I. R. R.

8/10/36
REV. 1-18-18
SEPT. 9, 1912.

HAWTHORNE, ILL.
C.M. & N. CROSSING (I.C. RR.)



PROP. OF EXPENSE - BELT RY.
MAINTENANCE - NONE
OPERATION - NONE

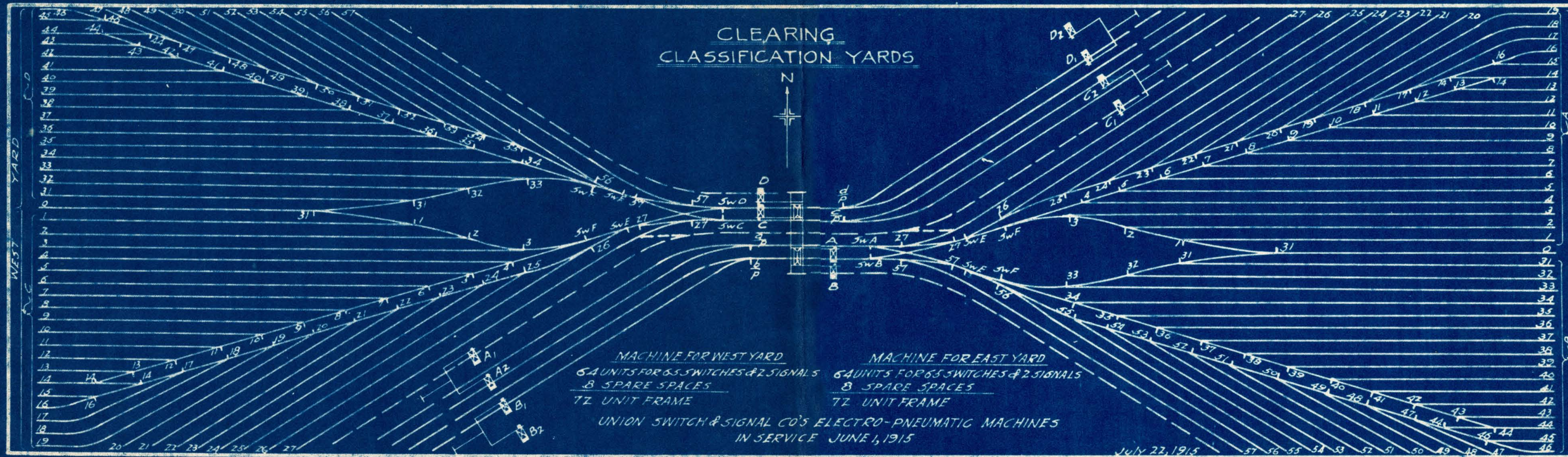
GENERAL RAILWAY SIGNAL CO'S.
ALL ELECTRIC MACHINE
57 WORKING LEVERS
2 SPARE LEVERS
5 SPARE SPACES
64 LEVER FRAME.

OPERATED & MAINTAINED BY I.C. RR.
MACHINE INSTALLED IN 1912

Rev 1-23-34

AUG 29, 1912

CLEARING CLASSIFICATION YARDS



MACHINE FOR WEST YARD
 64 UNITS FOR 65 SWITCHES & 2 SIGNALS
 8 SPARE SPACES
 72 UNIT FRAME

MACHINE FOR EAST YARD
 64 UNITS FOR 65 SWITCHES & 2 SIGNALS
 8 SPARE SPACES
 72 UNIT FRAME

UNION SWITCH & SIGNAL CO'S ELECTRO-PNEUMATIC MACHINES
 IN SERVICE JUNE 1, 1915

July 22, 1915

