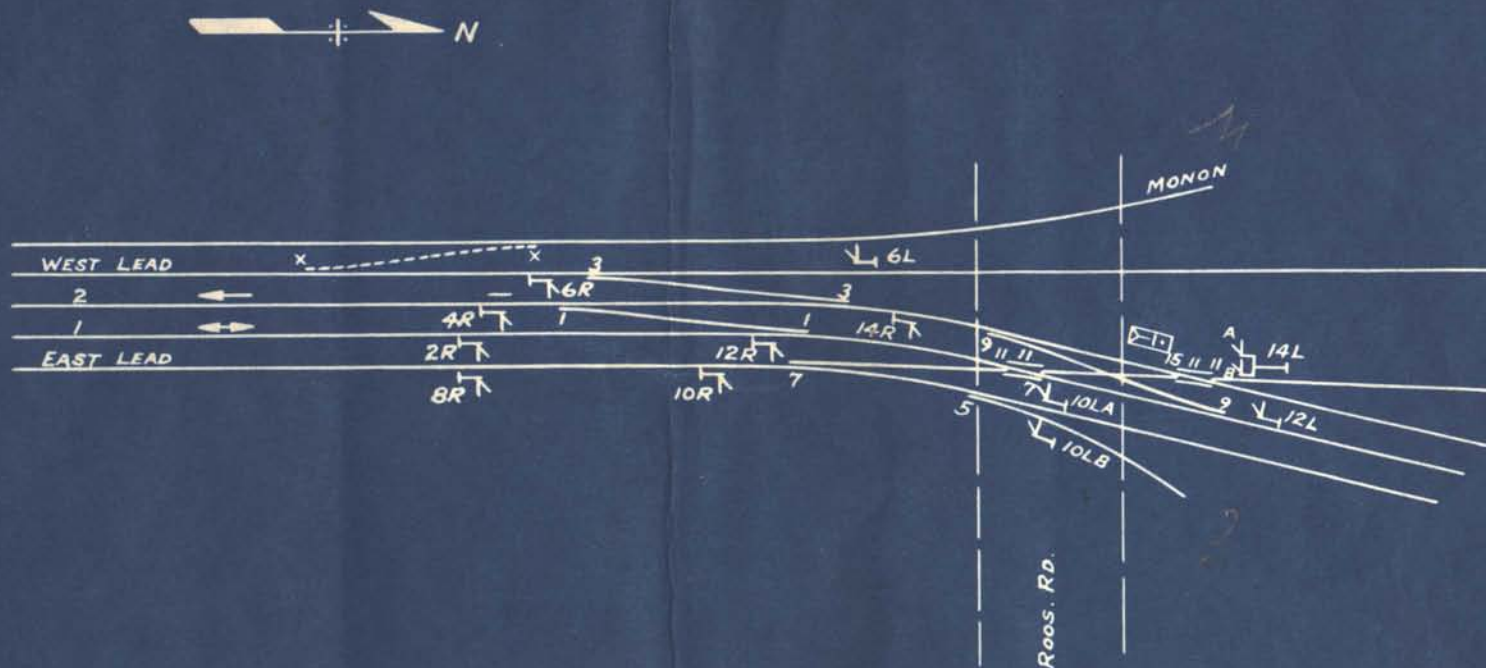


C.&W.I. R.R.

BELT RY.

# INTERLOCKING LAYOUTS

ROOSEVELT ROAD



U.S. & S. ELECTRO-PNEUMATIC MACHINE

7 LEVERS FOR 13 SIGNALS

7 " " 8 SIN. SW. & 2 D.S.S. WITH M.P.F.

1 " " TRAFFIC ON TRK. NO 1

15 LEVER FRAME

MAINT. & OPER. ALL C. & W. I.

IN SERVICE - AUG. 30, 1926.

NO 13 Traffic Lev. Added - Nov. 1940.



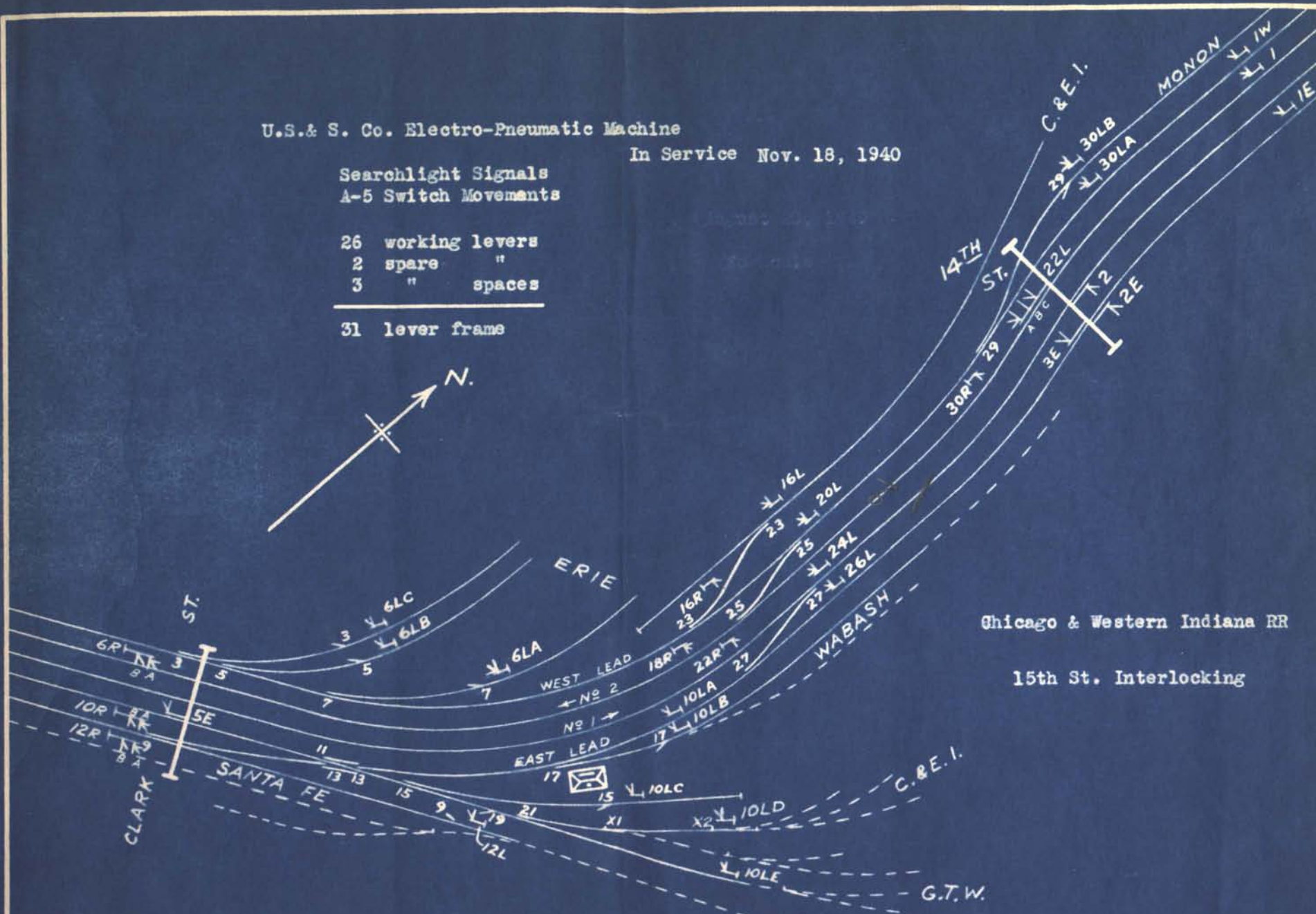
# U.S. & S. Co. Electro-Pneumatic Machine

In Service Nov. 18, 1940

Searchlight Signals  
A-5 Switch Movements

26 working levers  
2 spare "  
3 " spaces

31 lever frame



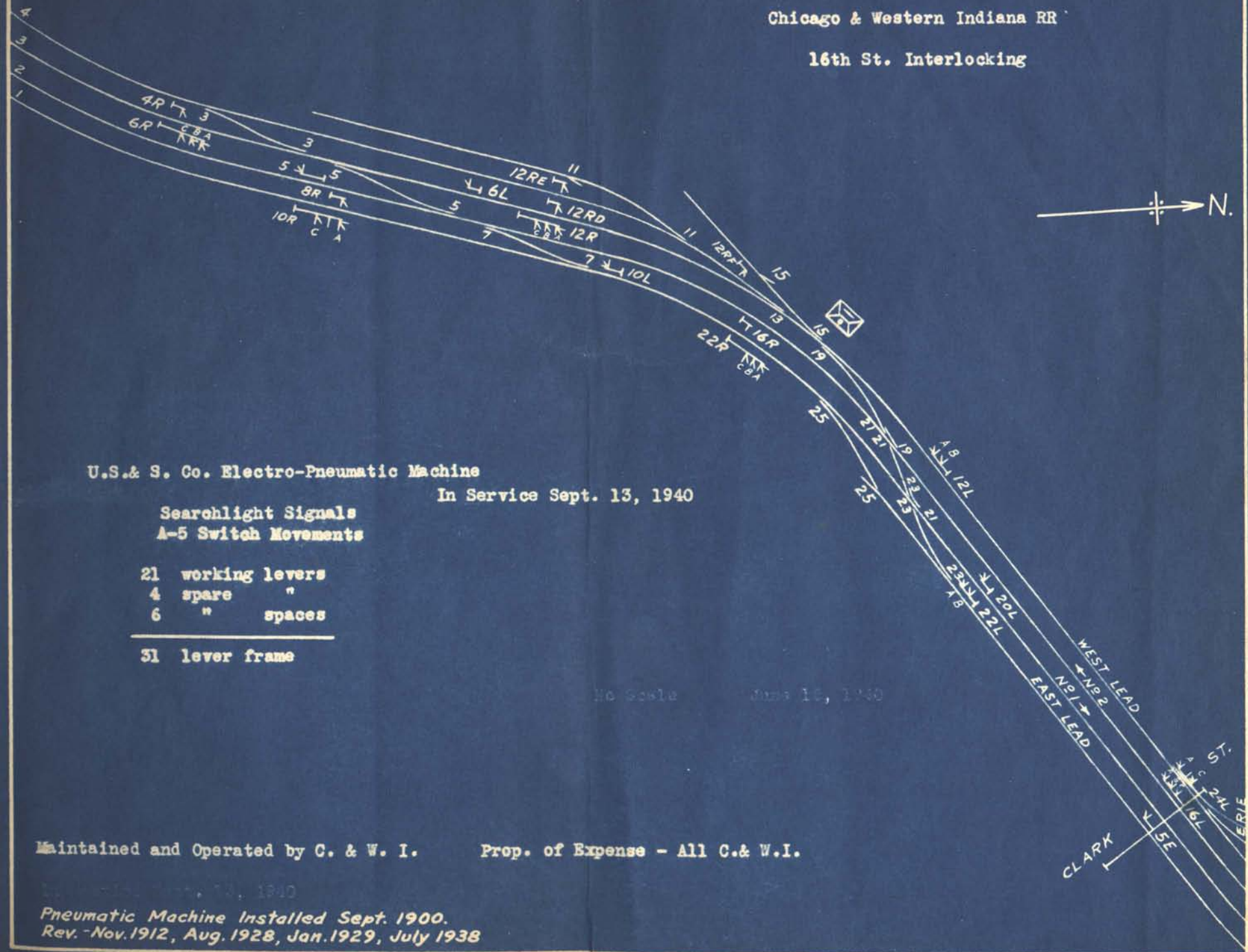
Chicago & Western Indiana RR

15th St. Interlocking

Maintained and Operated by C. & W.I. Prop. of Expense - All C. & W.I.  
Pneumatic Machine Installed in Sept. 1900.  
Rev. - Nov. 1912, Aug. 1928, Jan. 1929, July 1938

# Chicago & Western Indiana RR

## 16th St. Interlocking



U.S. & S. Co. Electro-Pneumatic Machine

In Service Sept. 13, 1940

Searchlight Signals  
A-5 Switch Movements

21 working levers  
4 spare "  
6 " spaces

31 lever frame

No Scale

June 18, 1940

Maintained and Operated by C. & W. I.

Prop. of Expense - All C. & W. I.

Installed Sept. 13, 1940

Pneumatic Machine Installed Sept. 1900.

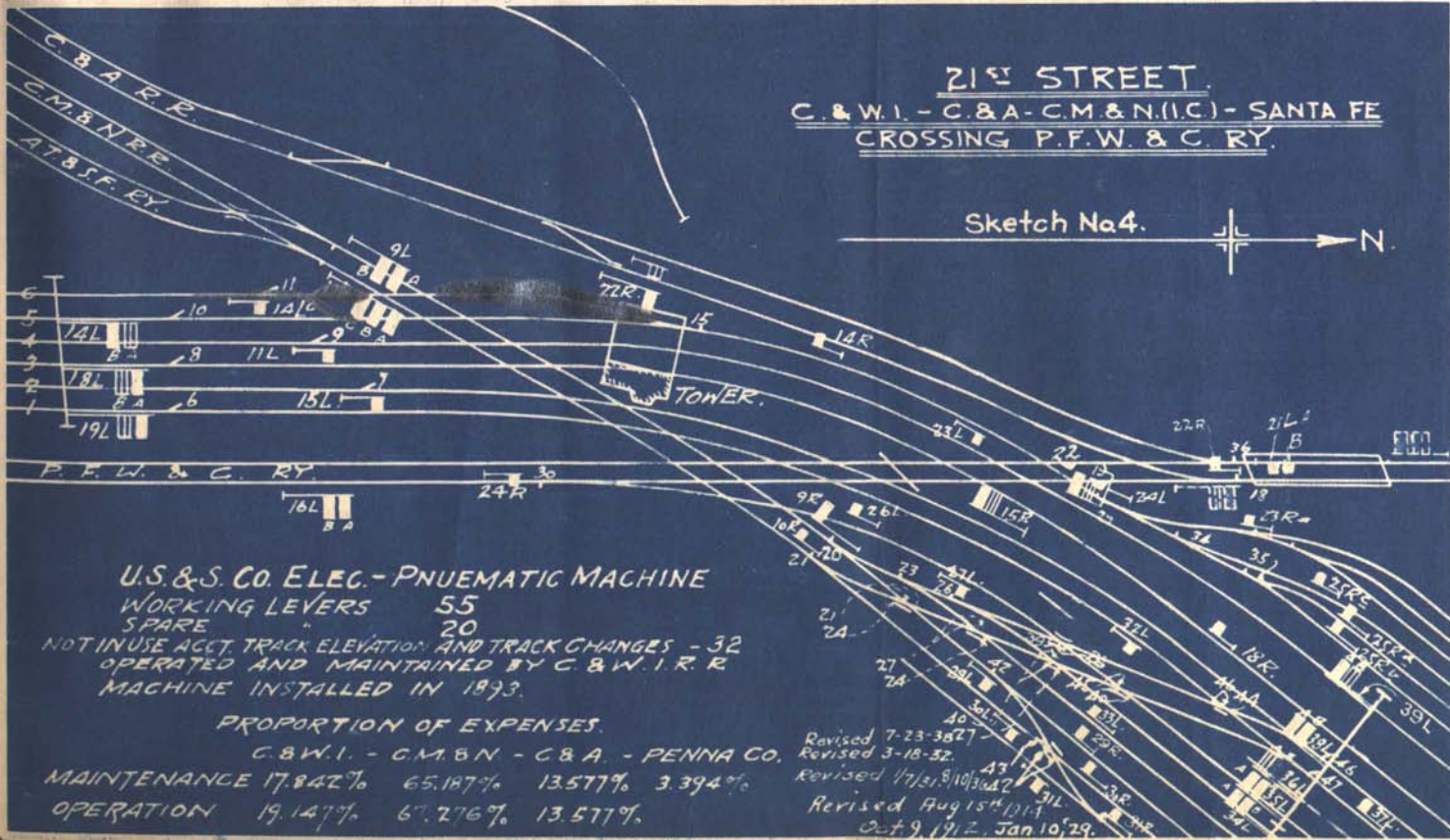
Rev. - Nov. 1912, Aug. 1928, Jan. 1929, July 1938



# 21<sup>ST</sup> STREET.

C. & W. I. - C. & A. - C. M. & N. (I. C.) - SANTA FE  
CROSSING P. F. W. & C. RY.

Sketch No. 4.



## U.S. & S. CO. ELEC. - PNEUMATIC MACHINE

WORKING LEVERS 55

SPARE " 20

NOT IN USE ACCT. TRACK ELEVATION AND TRACK CHANGES - 32  
OPERATED AND MAINTAINED BY C. & W. I. R. R.  
MACHINE INSTALLED IN 1893.

## PROPORTION OF EXPENSES.

C. & W. I. - C. M. & N. - C. & A. - PENNA CO.

MAINTENANCE 17.842% 65.187% 13.577% 3.394%

OPERATION 19.147% 67.276% 13.577%

Revised 7-23-3827

Revised 3-18-32.

Revised 1/7/31, 8/10/30, 4/2

Revised Aug 15<sup>th</sup> 1914

Oct 9, 1912, Jan 10, 1919.



40TH ST.

C. J. RY.

PENNA. R.R.

C. & W. I. R.R.

WABASH

MAINTAINED & OPERATED BY C. & W. I.  
PROP. OF EXP. - C. & W. I. - 92.13 %  
MACH. INSTALLED IN 1911.  
DETECTOR, APPROACH & TIME LOCKING  
IN SERVICE - NOV. 25, 1939.

U.S. & S. ELECTRO-PNEUMATIC MACH.

59	WORKING LEVERS
17	SPARE "
31	" SPACES
107	LEVER FRAME



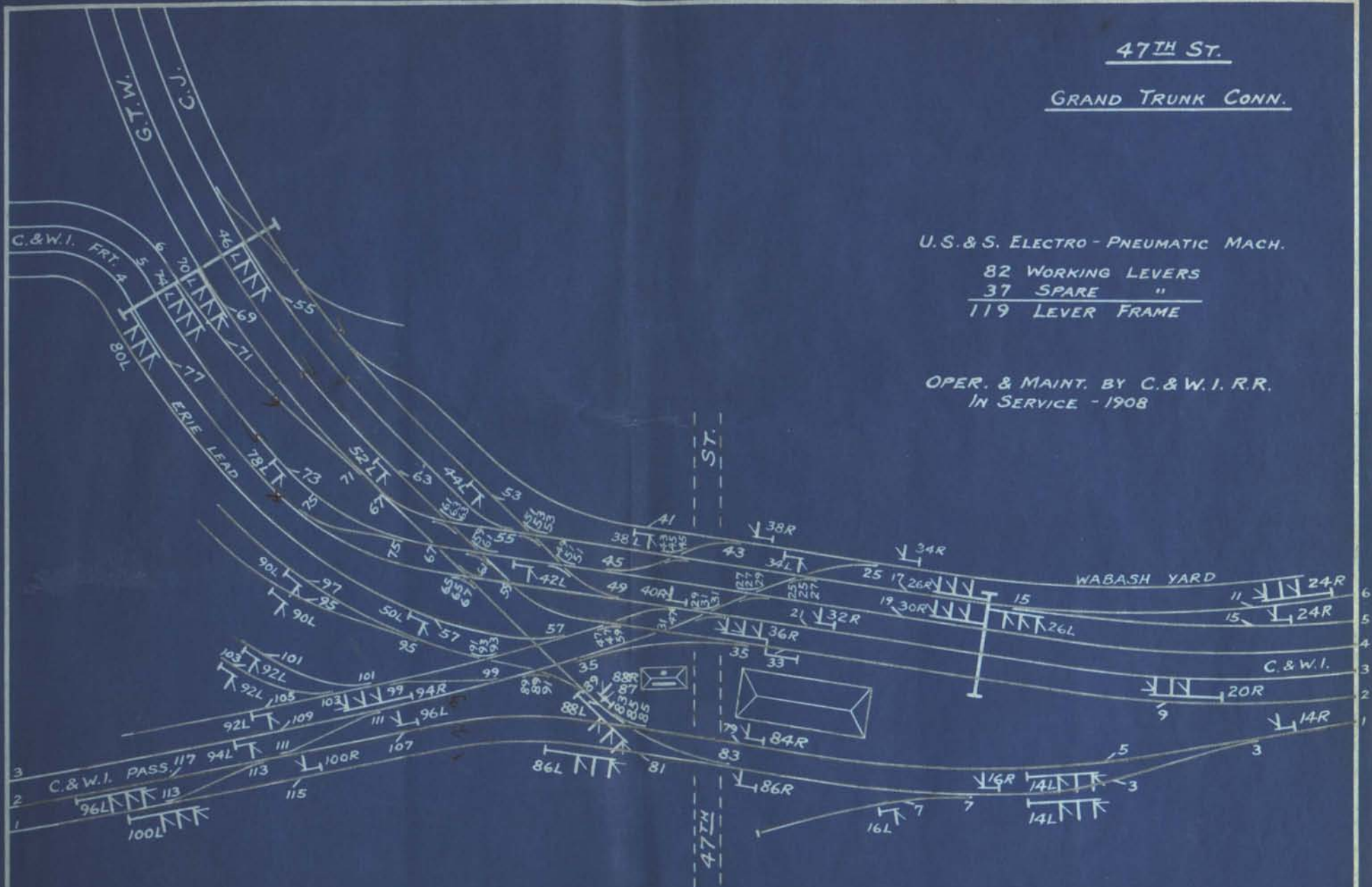
47TH ST.

GRAND TRUNK CONN.

U.S. & S. ELECTRO - PNEUMATIC MACH.

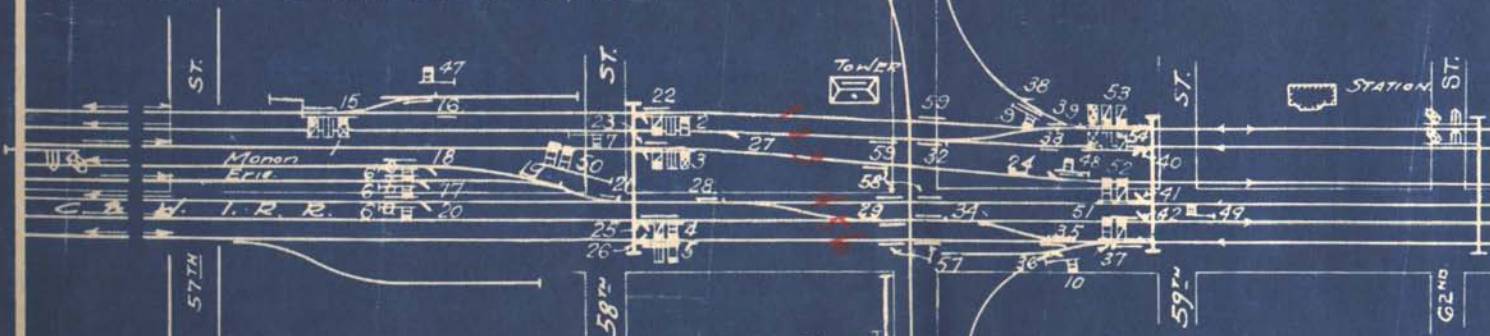
82	WORKING LEVERS
37	SPARE "
119	LEVER FRAME

OPER. & MAINT. BY C. & W. I. R.R.  
IN SERVICE - 1908



PLANT THROWN OUT OF SERVICE, JUNE 22, 1908  
ACCT OF REARRANGEMENT OF MOINON AND  
ERIE LEAD. PUT IN SERVICE AGAIN JULY 11, 1908.  
SEE PLAN IN FILE BOX MARKED "A"  
NEW MACHINE IN USE APRIL 23, 1927.

FORD STREET  
ENGLEWOOD CONNECTING RY  
(PENNA CO) CROSSING.



GENERAL RAILWAY SIGNAL CO'S  
ALL ELECTRIC MACHINE.

52 WORKING LEVERS  
4 SPARE "  
16 " SPACES.  
72 LEVER FRAME.

MACHINE INSTALLED IN 1906.  
OPERATED BY C. & W. I. - MAINT. BY PENNA CO.

PROP. OF EXPENSE - C. & W. I.

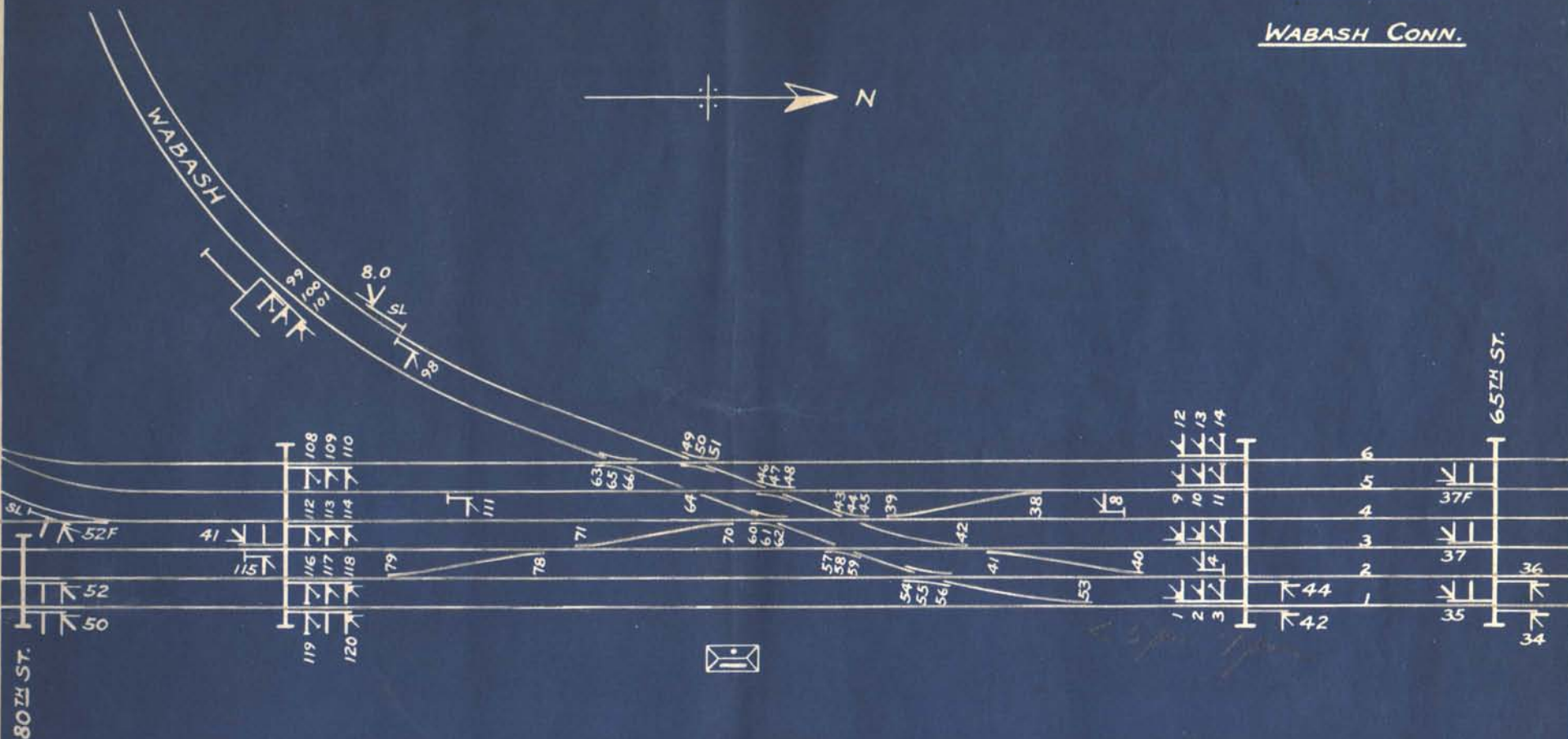
MAINT.	50.32%
OPR.	50.32%

Revised 1-10-34  
Revised 3-18-32.

July 31, 1912



74<sup>TH</sup> ST.  
WABASH CONN.



G.R.S. ELECTRIC MACHINE

81 WORKING LEVERS  
 8 SPARE "  
 31 " SPACES  
 120 LEVER FRAME

IN SERVICE - APRIL 1924

100% MAINTAINED & OPERATED BY C.&W.I.

81<sup>ST</sup> STREET PLANT

C. & W. I. PASSENGER JUNCTION



MAIN LINE

I.S.F. MACHINE

## 24 Working Levers

1 Spare " "

7 Spaces

### 32 Lever Frame

Sketch No.8.

100% Maintained & Operated by C.&W.I.

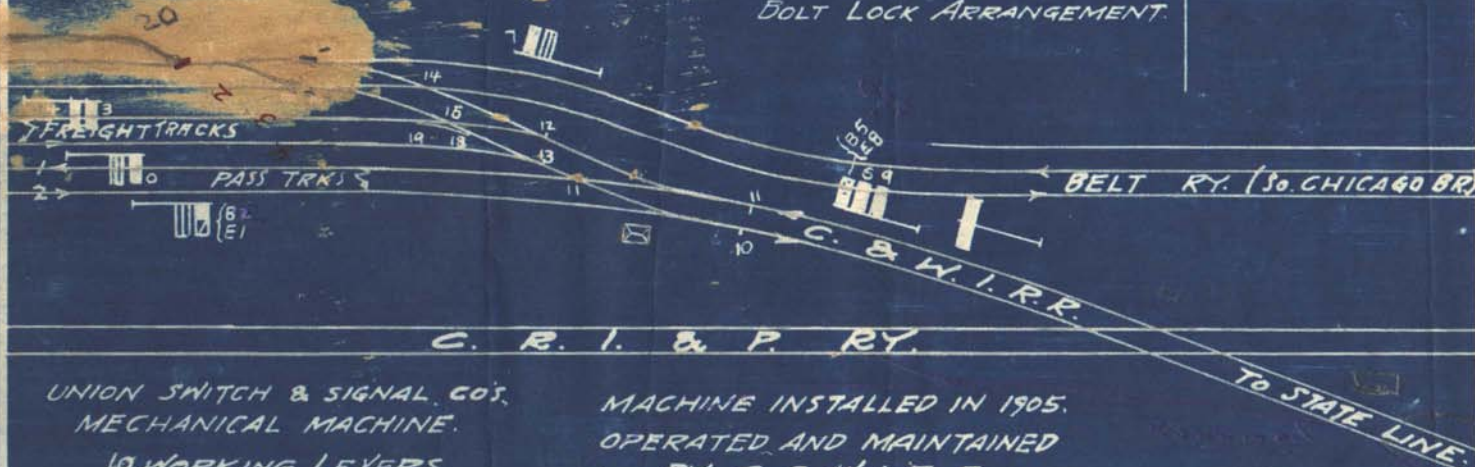
In Service June 21, 1928.



# PULLMAN JUNCTION. JUNCTION TO SO. CHICAGO BRANCH.



BOLT LOCK ARRANGEMENT.



UNION SWITCH & SIGNAL CO'S.  
MECHANICAL MACHINE.

10 WORKING LEVERS.

0 SPARE "

10 LEVER FRAME.

MACHINE INSTALLED IN 1905.  
OPERATED AND MAINTAINED  
BY C. & W. I. R. R.

PROP. OF EXPENSE -

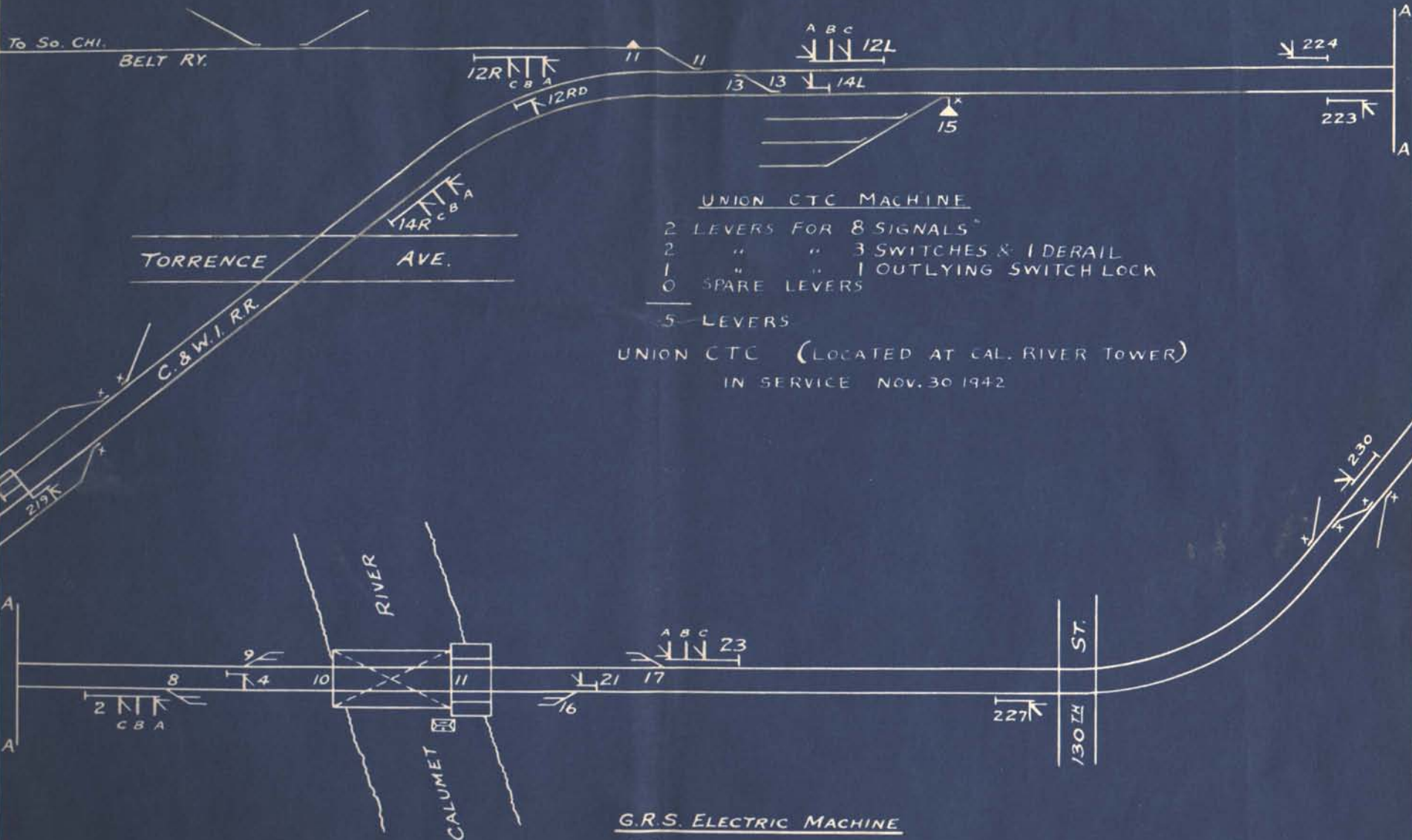
MAINT. & OPERATION - ALL.

SKETCH NO. 9.

Apr. 30 - 1918  
Sept. 12 1912.



# SOUTH DEERING & MAIN LINE DRAWBRIDGE



## UNION CTC MACHINE

- 2 LEVERS FOR 8 SIGNALS
- 2 " " 3 SWITCHES & 1 DERAIL
- 1 " " 1 OUTLYING SWITCH LOCK
- 0 SPARE LEVERS

5 LEVERS

UNION CTC (LOCATED AT CAL. RIVER TOWER)

IN SERVICE NOV. 30 1942

## G.R.S. ELECTRIC MACHINE

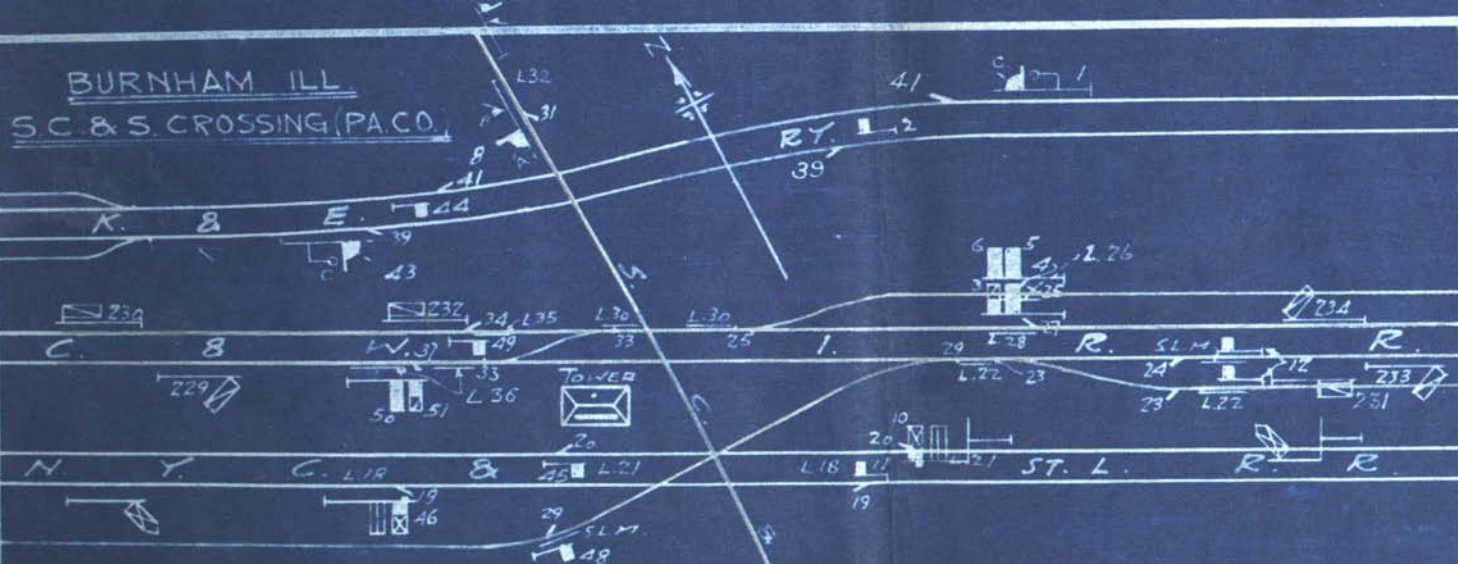
- 4 LEVERS FOR SIGNALS
- 4 " " DERAILS
- 2 " " RAIL LOCKS - 10 & 11
- 1 " " BRIDGE LOCKING - 12
- 13 SPARE SPACES
- 24 LEVER FRAME

SKETCH N° 10  
NOV. 30 1942

IN SERVICE JUNE 1912



BURNHAM ILL.  
S.C. & S. CROSSING (P.A. CO.)



UNION SWITCH & SIGNAL CO'S MECHANICAL MACHINE.  
14 LEVERS FOR 22 SWITCHES & 2 LOCKS, & XING BARS.  
10 " " 16 F.P. LOCKS.  
9 " " 10 SIGNALS (MECH.)  
10 " " 10 " (ELEC.)  
2 " " 2 ELEC. SW. LOCKS.  
45 WORKING LEVERS.  
8 SPARES - 2 SPACES  
53 FRAME  
1 LEVER OVERHUNG.

MACHINE INSTALLED IN 1893  
" ENLARGED " 1907  
K. & E. TAKEN IN IN 1910.

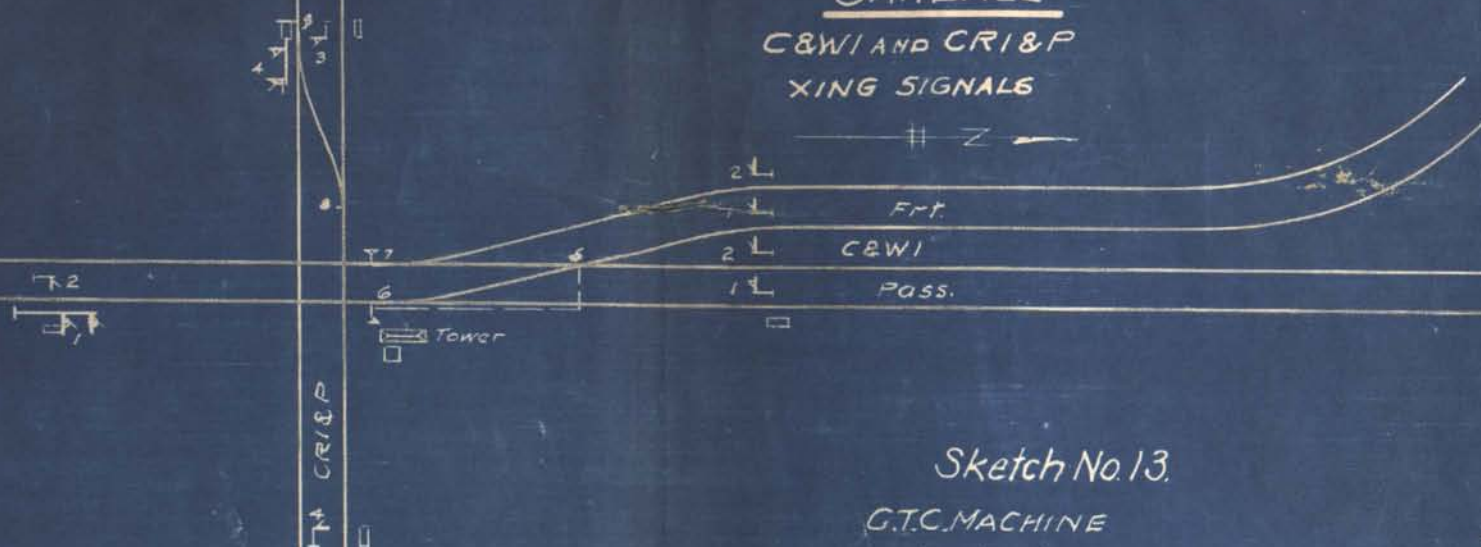
PROP. OF EXPENSE

MAINT. & OPR. - FIRST DE. OCT '32 - FIXED  
CHARGE  $\left\{ \begin{array}{l} 10\% \text{ To Penna. Co.} \\ 45\% \text{ K. \& E.} \end{array} \right\}$  AND K. & E. PROP.  
2 1/2 C. & W. I. PAYS 1/360 OF REMAINDER  
Revised 1-10-34 Revised Oct 24, 1914  
April 12, 1930 Feb 21, 1917 Sept 6, 1912





OAKDALE  
C&W1 AND CRI&P  
XING SIGNALS



Sketch No. 13.

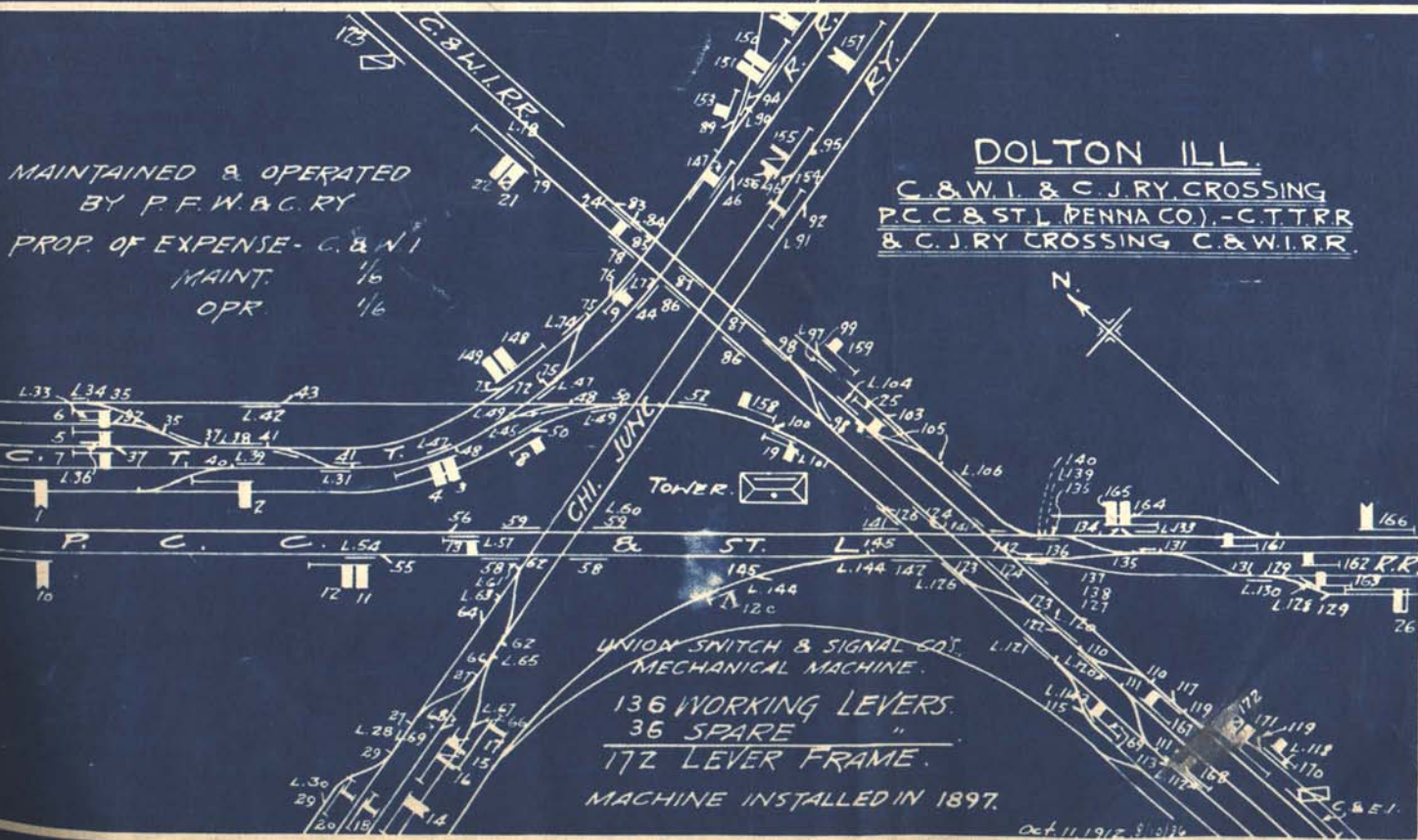
G.T.C. MACHINE  
6 Working Levers  
0 Spares

Machine Maintained by C.&W.I. and Track Circuit  
Separately Maintained, Operated by C&W1 (C.R.I.&P pays  
 $\frac{1}{3}$  of Operating Expenses, except operators wages)

In Service May 23, 1935

MAINTAINED & OPERATED  
BY P.F.W.&C.RY  
PROP. OF EXPENSE- C.&N.I  
MAINT. 1/6  
OPR. 1/6

DOLTON ILL.  
C.&W.I. & C.J.RY. CROSSING  
P.C.C.&ST.L (PENNA CO.) - C.T.T.R.  
& C.J.RY CROSSING C.&W.I.R.R.



Oct. 11, 1917