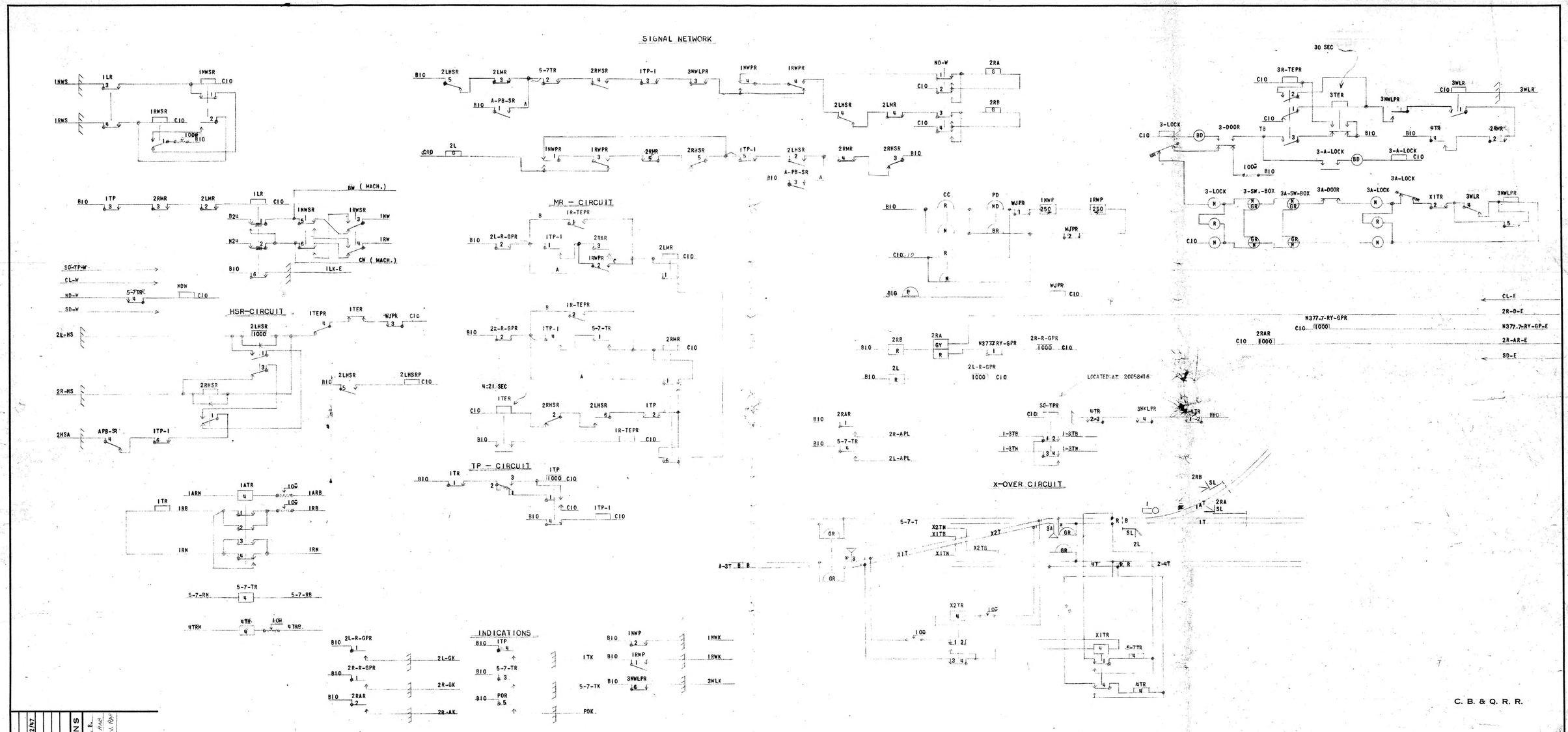
SIGNAL NETWORK
HSR-CIRCUIT
MR - CIRCUIT
TP - CIRCUIT
INDICATIONS
X-OVER CIRCUIT
30 SEC
4:21 SEC
LOCATED AT 20058416
BW (MACH.)
CW (MACH.)
C. B. & Q. R. R.
NOT TO SCALE — DATE
OFFICE OF CHIEF SIGNAL ENGINEER
CHICAGO, ILL.
NO. 89746 DR. 23021
SHEET 1 OF 6
TALMAGE (AFTON, IOWA)
DRAWN A. B.
TRACED
CHECKED J.L.C. 7/22/47
APPROVED
APPROVED
APPROVED
CHIEF SIGNAL ENGINEER
REVISIONS
8-5-1947 R. A. R.
9-25-47 ADD FIELD MAR.
11-18-1947 ADD CIRCUIT NEW TOP
MAR. CIRCUIT NEW TOP

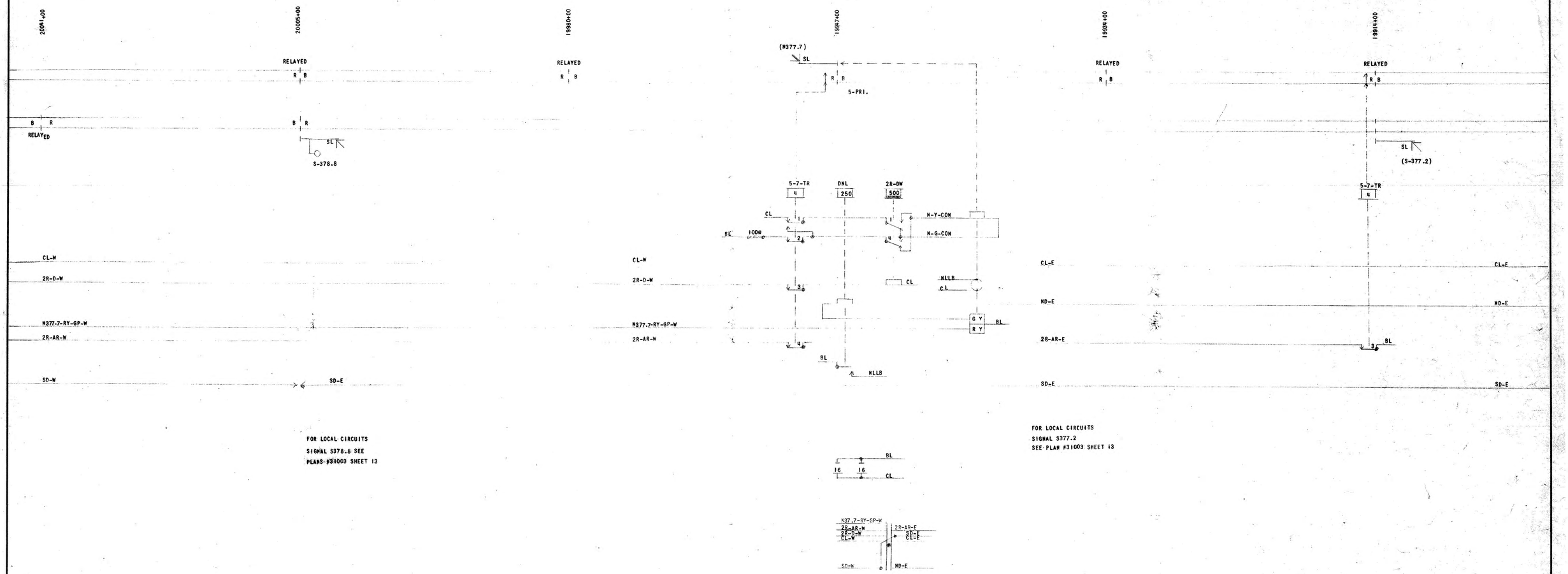

FOR LOCAL CIRCUITS
SIGNAL S378.8 SEE
PLANS #31003 SHEET 13

FOR LOCAL CIRCUITS
SIGNAL S377.2
SEE PLAN #31003 SHEET 13

DRAWN	R.J.B.
TRACED	
CHECKED	J.L.C. 7/22/67
APPROVED	
APPROVED	
APPROVED	
CHIEF SIGNAL ENGINEER	

REVISIONS

C. B. & Q. R. R.

NOT TO SCALE — DATE
OFFICE OF CHIEF SIGNAL ENGINEER
CHICAGO, ILL.

NO. 89746 DR. 23021

SHEET 2 OF 6

TALMAGE (AFTON, IOWA)

DRAWN	R.A.B.
TRACED	
CHECKED	J.L.C. 7/22/47
APPROVED	
APPROVED	
APPROVED	
CHIEF SIGNAL ENGINEER	

REVISIONS

8-5-1947 R.A.B.
9-11-47 R.A.B. PER FILE
11-12-47 M.R. CIRCUIT RAI. RAB

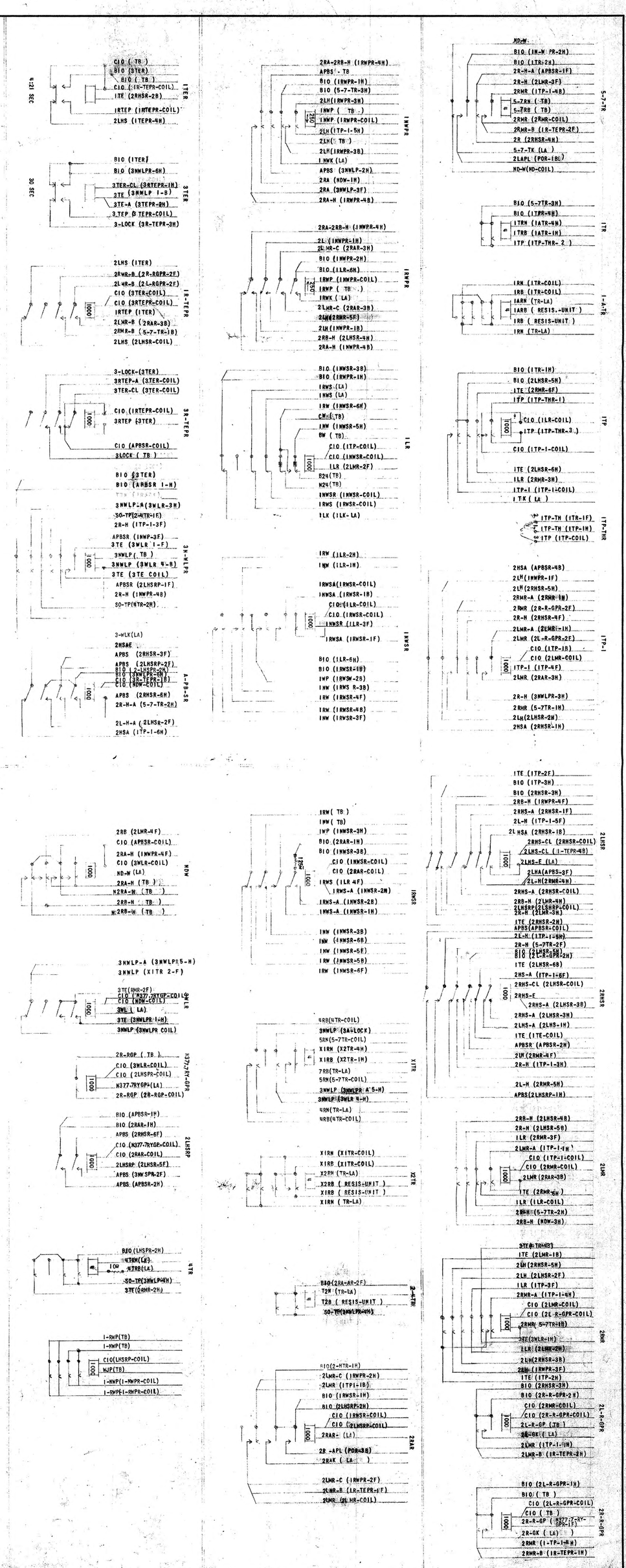

NOT TO SCALE — DATE
OFFICE OF CHIEF ENGINEER
CHICAGO, ILL.

C. B. & Q. R. R.

NO. 8-27-44
DR. 2387
SHEET 1 OF 6

TALMAGE (AFTON JCT., IOWA)

DRAWN	R.A.B.
TRACED	
CHECKED	J.L.C. 7/22/47
APPROVED	
APPROVED	
APPROVED	
CHIEF SIGNAL ENGINEER	

REVISIONS

8-5-1947 R. A. B.

2L-H (2-L) — 2LH (INWPR-1B)
2RB-H (2RB) — 2RB-HD (NDW-3F)
N2RB-H (2RB) — N2RB-H (NDW-4F)
2RA-H (2RA) — 2RA-H (NDW-1F)
N2RAH (2RA) — N2RA-HH (NDW-2F)
2L-R-GP (2L) — 2L-R-GP (2L-RGPR-COIL)
2R -R-GP (2RA) — 2RA-R-GP (N3781-RYGPR-1H)
C10 (3-LOCK) — C10 (TB-A)
C10 (3A-LOCK)
B10 (2RB)
B10 (2L) — B10 (TB-A)
B10 (3 -LOCK)
B10 (3A-LOCK)
EBX (2L) — EBX (POR-1H)
EBX (2RA) — 3BX (POR-2H)
EBX (2RB)
ENX (2L) — ENX (POR-3H)
ENX (2RB) — ENX (POR-4H)
ENX (2RA)
3-LOCK-CON — 3-LOCL-CON (3RTEPR-3F)
3A-LOCK-CON
3WLP (3A-LOCK) — 3WLP (X1TR-2H)
3WLP (3A-LOCK) — 3WLP-CL (3WLPR-COIL)
WJP(1SW-MACH) — WJP(WJPR-COIL)

N24 (BATT) — N24 (ILR-2F)
N24 (RECT.)
B24 (BATT) — B24 (TEST-TERM.)
B24 (ILR-1F)
C10 (SW.-MACH.) — C10 (RECT.)
C10 (TB-B)
C10 (BATT) — C10 (ITER.-COIL)
C10 (POR-4B)
C10 (2R-R-GPR-COIL)
B10 (SW.-MACH.) — B10 (TB-B)
B10 (TEST-TERM.)
B10 (BATT) — B10 (ITER)
B10 (POR-5H)
B10 (2R-R-GPR-1H)
1BWP (SW.-MACH.) — 1BWP(3BWPR-COIL)
INWP (SW-MACH) — INWP (INWPR-COIL)
INW (SW-MACH.) — INW (IRWSR-5H)
IRW (SW-MACH) — IRW (IRWSR-4H)
IBW (SW-MACH) — IBW (ILR-1H)
ICW (SW-MACH) — ICW (ILR-2H)

NOTE: TIE TWO CL WIRES FOR DEPOT

CL (DEPOT)
CL (DEPOT)
CL-W
CL-E
ND-W
ND-W (ND-COIL)
SD-W
SD-E
2RAR-E
2R-AR (2R-AR-COIL)
N3781-RY-GP (N3781-RY-GPR-COIL)
N3781-RY-GP-E
2RD-E
2RD (2RA)
IRWS (DEPOT)
IRWS (ILR-4H)
INWS (DEPOT)
INWS (ILR-3H)
2LHS (DEPOT)
2LHS (2LHSR-COIL)
2RHS (DEPOT)
2RHS (2RHSR-COIL)
2HSA (DEPOT)
2HSA (APBSR-4H)
2LGK (2LR-GPR-1B)
2LGK (DEPOT)
2RGK (2R-R-GPR-1B)
2RGK (DEPOT)
INWK (INWPR-2F)
INWK (DEPOT)
IRWK (IRWPR-1F)
IRWK (DEPOT)
ILK (ILR-6F)
ILK (DEPOT)
POK (POR-5B)
POK (DEPOT)
3WLK (3WLPR-6F)
3WLK (DEPOT)
2RAK (2RAR-2F)
2RAK (DEPOT)
5-7-TK (5-7-TR-3B)
5-7-TK (DEPOT)
ITK (ITR-4B)
ITK (DEPOT)
APBS (INWPR-3H)
APBS (DEPOT)
3WLR (3WLR COIL)
3WLR (DEPOT)
SO-TP-W
SO-TP(4TR-2F)

LINE WIRE

5-7-RB (5-7-TR-COIL)
5-7-RB (TRACK) — 5-7-RN (5-7-TR-COIL)
5-7-RN (TRACK) — 2-4-RB (2-4-TR-COIL)
2-4-RB (TRACK) — 2-4-RN (2-4-TR-COIL)
2-4-RN (TRACK) — T1RB (RESIS-UNIT)
T1RB (TRACK-) — T1RN (1-ATR-4F)
T1RN (TRACK) — 1AT-RB (RESIS-UNIT)
1AT-RB (TRACK) — 1ATRN (1ATR-COIL)
1AT-RN (TRACK) — X1RB (RES-UNIT)
X1RB (TRACK) — X1RN (X2TR-2F)
X1RN (TRACK) — X2RB (RES-UNIT)
X2RB (TRACK) — X2RN (X2TR-COIL)
X2RN (TRACK)
X2TB (TRACK) — X2TN (RECT)
X2TN (TRACK) — X2TN (BATT)
X1TB (TRACK) — X1TN (RECT)
X1TN (TRACK) — X1TN (BATT)
T6B (TRACK) — T6N (RECT)
T6N (TRACK) — T6N (BATT)
1TB (TRACK) — 1TN (RECT)
1TN (TRACK) — 1TN (BATT)
4TRB
4TRN

9TRB(LA) — 10Ω (BATT) 9TRB(4TR-COIL)
10Ω 1TB (BATT)
10Ω (TEST-TERM.) T6B (TEST-TERM.)
10Ω X1TB (TEST-TERM.)
10Ω (BATT) X2TB (TEST-TERM.)
10Ω X2TB (BATT)
X1RB(LA) — 10Ω X1RB (X2TR-1F)
X2RB (LA) — 10Ω X2RB (X2TR-COIL)
T1-RB(TR-LA) — T1-RB(1ATR-1H)

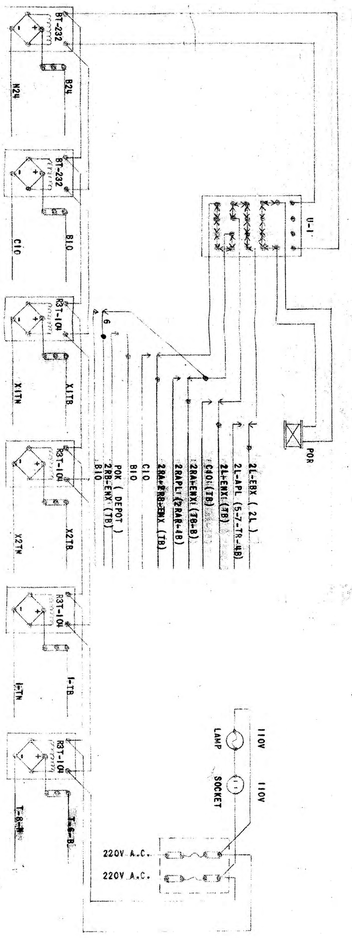

SCALE
1/8"=1'0" TALMADGE DEPOT (CAGW-RR)

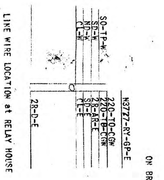

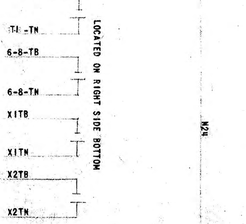

NOT TO SCALE — DATE
OFFICE OF CHIEF SIGNAL ENGINEER
CHICAGO, ILL.

C. B. & Q. R. R.

NO: 81746 DR. 23021

SHEET 4 OF 6

TALMADE (ATON IOWA)

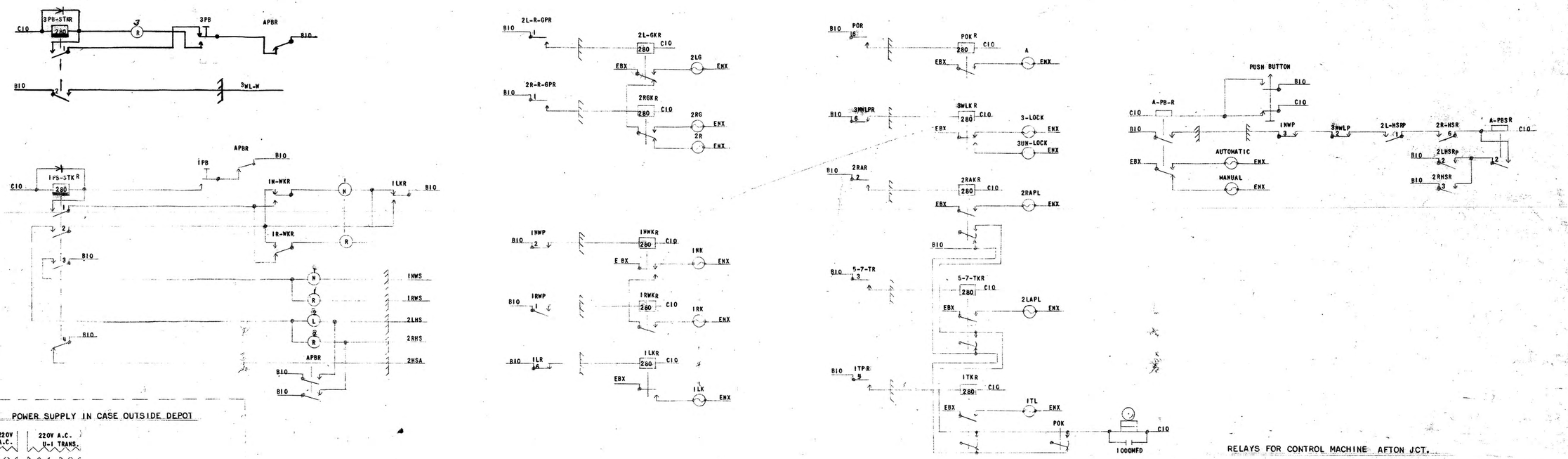

POWER SUPPLY IN CASE OUTSIDE DEPOT

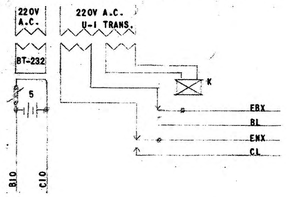

TWO SHELF CASE

RELAYS FOR CONTROL MACHINE AFTON JCT.

RELAY	P.C. NO. DWG B12660 - SH.	RESIS.	CONTACTS	STACKS	WKG. VOLTAGE
2LGK	250110 - 46	280	1F-1BT	M-GM	5.0
2RGK	250110 - 46	280	1F-1BT	M-GM	5.0
POK	250110 - 46	280	1F-1BT	M-GM	5.0
3WLK	250110 - 46	280	1F-1BT	M-GM	5.0
2RAK	250110 - 46	280	1F-1BT	M-GM	5.0
5TK	250110 - 46	280	1F-1BT	M-GM	5.0
1TK	250110 - 46	280	1F-1BT	M-GM	5.0
1WWK	212019 - 31	280	2FB	B-B	5.5
1RWK	212019 - 31	280	2FB	B-B	5.5
1LK	212019 - 31	280	2FB	B-B	5.5
1-PB-STK	209911 - 31	280	3F-1B	U-D	8.5
3-PB-STK	262475 - 53	280	2F	A-A	5.5
A-PB-R	250798 - 46	280	4F-1FB	D-F-D	7.1

C. B. & Q. R. R.

NOT TO SCALE — DATE
OFFICE OF CHIEF SIGNAL ENGINEER
CHICAGO, ILL.

NO. 89746 DR. 23021

SHEET 5 OF 6

TALMAGE (AFTON JCT., IOWA)

DRAWN	R.A.B.
TRACED	
CHECKED	JJC 7/22/97
APPROVED	
APPROVED	
APPROVED	
Chief Signal Engineer	
REVISIONS	
8-5-1997	R. A. B.

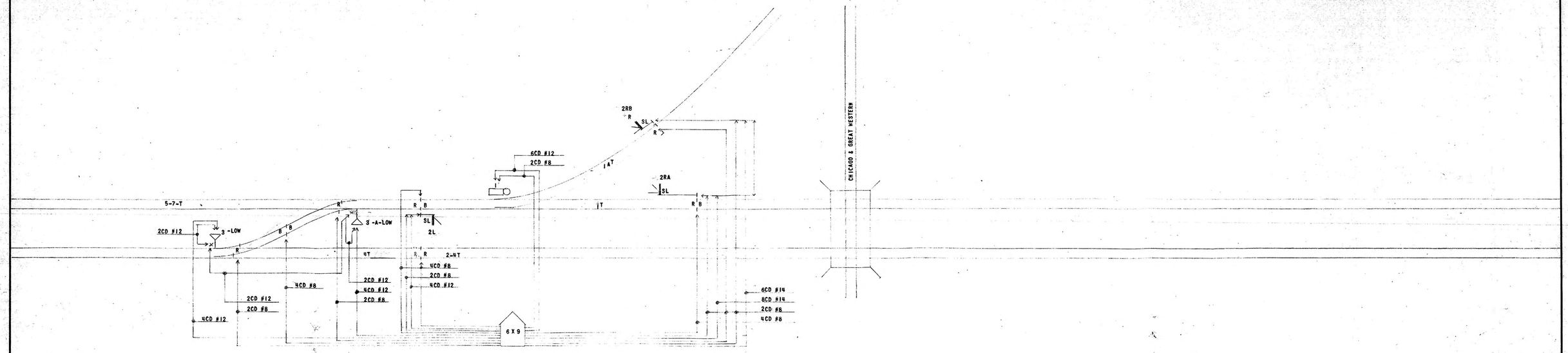

GRS 5D SW. MACHINE LEFT TURN OUT

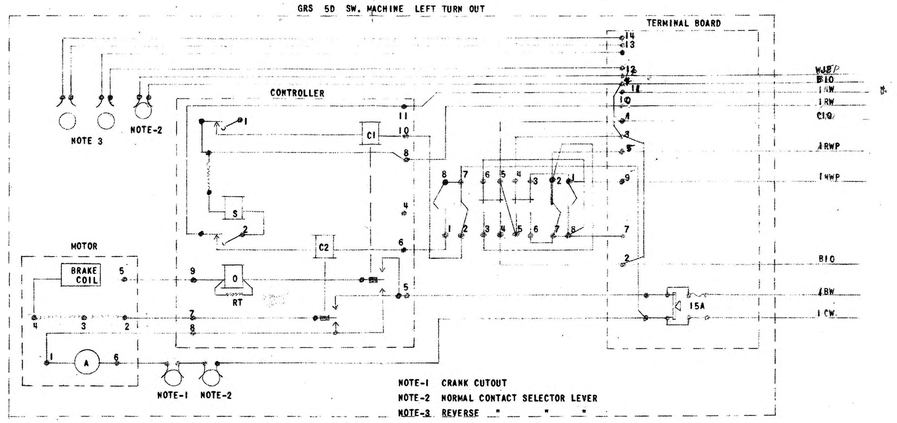

C. B. & Q. R. R.

NOT TO SCALE — DATE
OFFICE OF CHIEF SIGNAL ENGINEER
CHICAGO, ILL.

NO. 87746 DR. 23021

SHEET 6 OF 6

TALMAGE (AFTON JCT. IOWA)

DRAWN	R.A.B.
TRACED	
CHECKED	J.L.C. 7/22/47
APPROVED	
APPROVED	
APPROVED	
CHIEF SIGNAL ENGINEER	

REVISIONS

9-11-47 RAB
PER FIELD