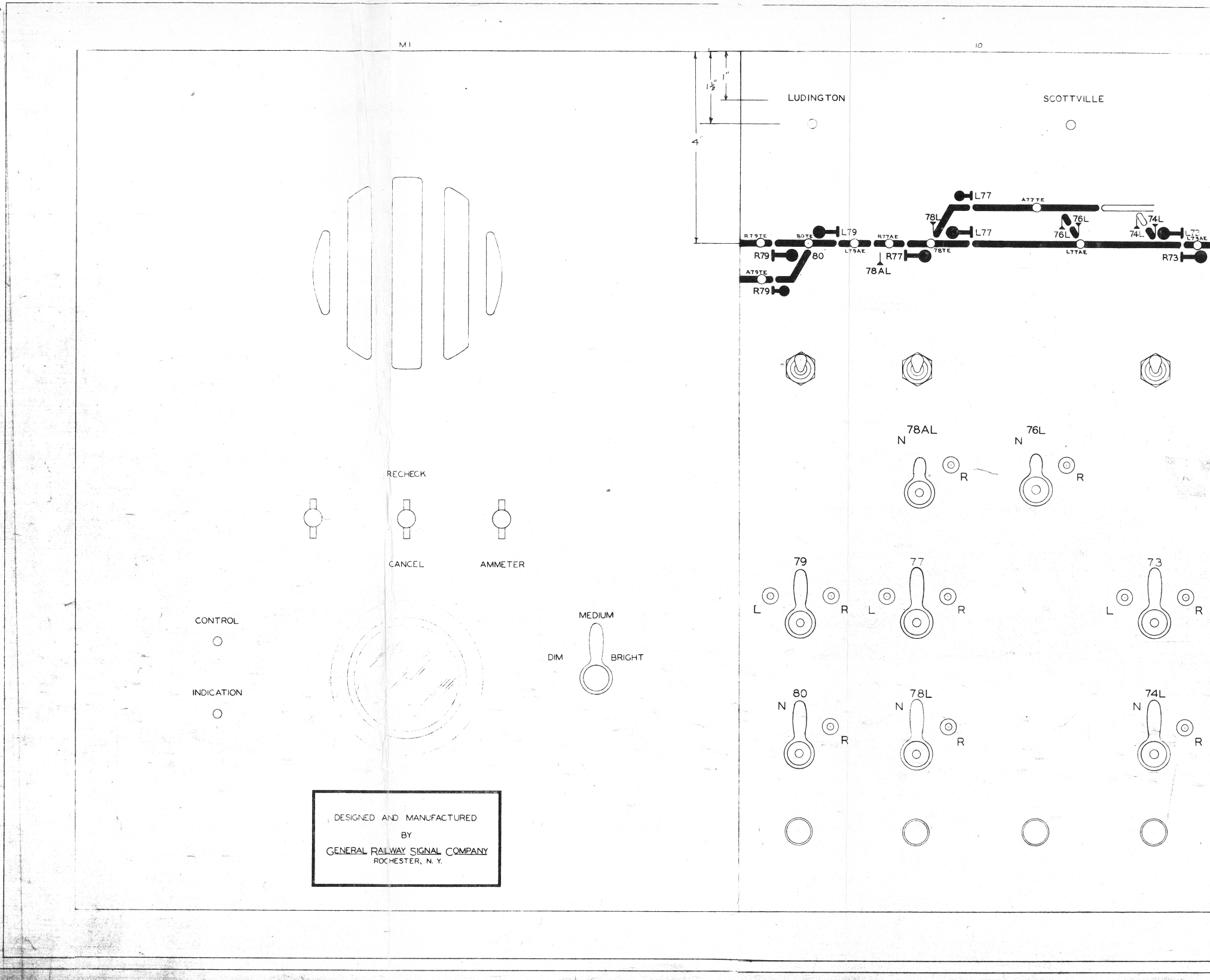
M1
10
1½"
1"
4"
LUDINGTON
SCOTTVILLE
L77
A77TE
78L
L77
76L
76L
74L
74L
L7
L73AE
R79TE
80TE
L79
R77AE
R79
80
L79AE
R77
78TE
L77AE
R73
A79TE
R79
78AL
78AL
N
R
76L
N
R
RECHECK
CANCEL
AMMETER
79
L
R
77
L
R
73
L
R
CONTROL
INDICATION
MEDIUM
DIM
BRIGHT
80
N
R
78L
N
R
74L
N
R
DESIGNED AND MANUFACTURED
BY
GENERAL RAILWAY SIGNAL COMPANY
ROCHESTER, N. Y.

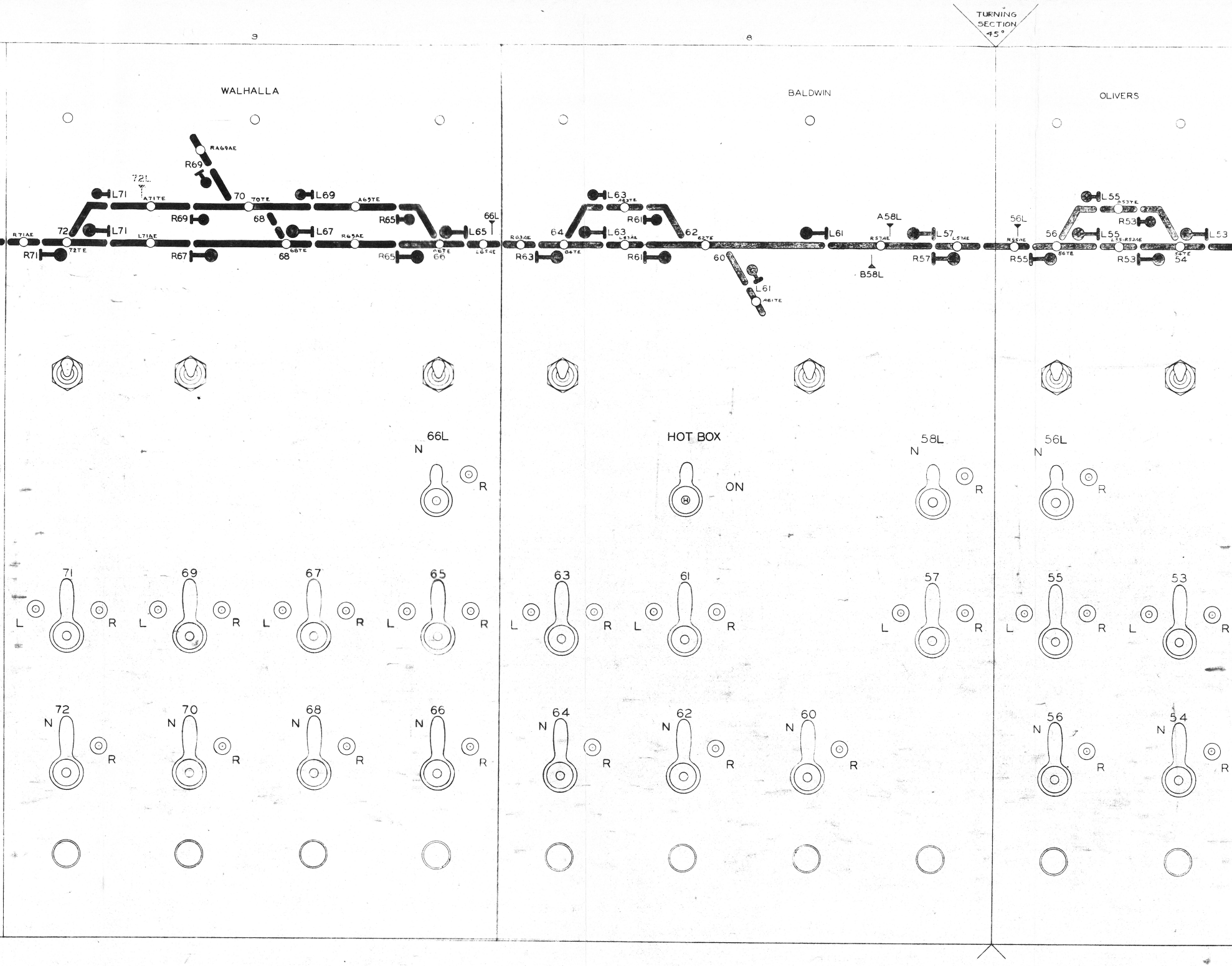
9
8
TURNING SECTION 45°
WALHALLA
BALDWIN
OLIVERS
RA69AE
R69
72L
L71
A71TE
70
70TE
L69
A65TE
R69
68
R65
66L
R71AE
72
L71
L71AE
L67
R65AE
L65
R71
72TE
R67
68
68TE
R65
66TE
66
L65AE
L63
A63TE
R61
64
L63
L63AE
62
R63AE
62TE
R63
64TE
R61
60
L61
A61TE
L61
A58L
R57AE
L57
L57AE
B58L
R57
56L
R55AE
L55
A53TE
R53
56
L55
L55-R53AE
L53
56TE
R55
R53
54TE
54
66L
N
R
HOT BOX
ON
58L
N
R
56L
N
R
71
L
R
69
L
R
67
L
R
65
L
R
63
L
R
61
L
R
57
L
R
55
L
R
53
L
R
72
N
R
70
N
R
68
N
R
66
N
R
64
N
R
62
N
R
60
N
R
56
N
R
54
N
R

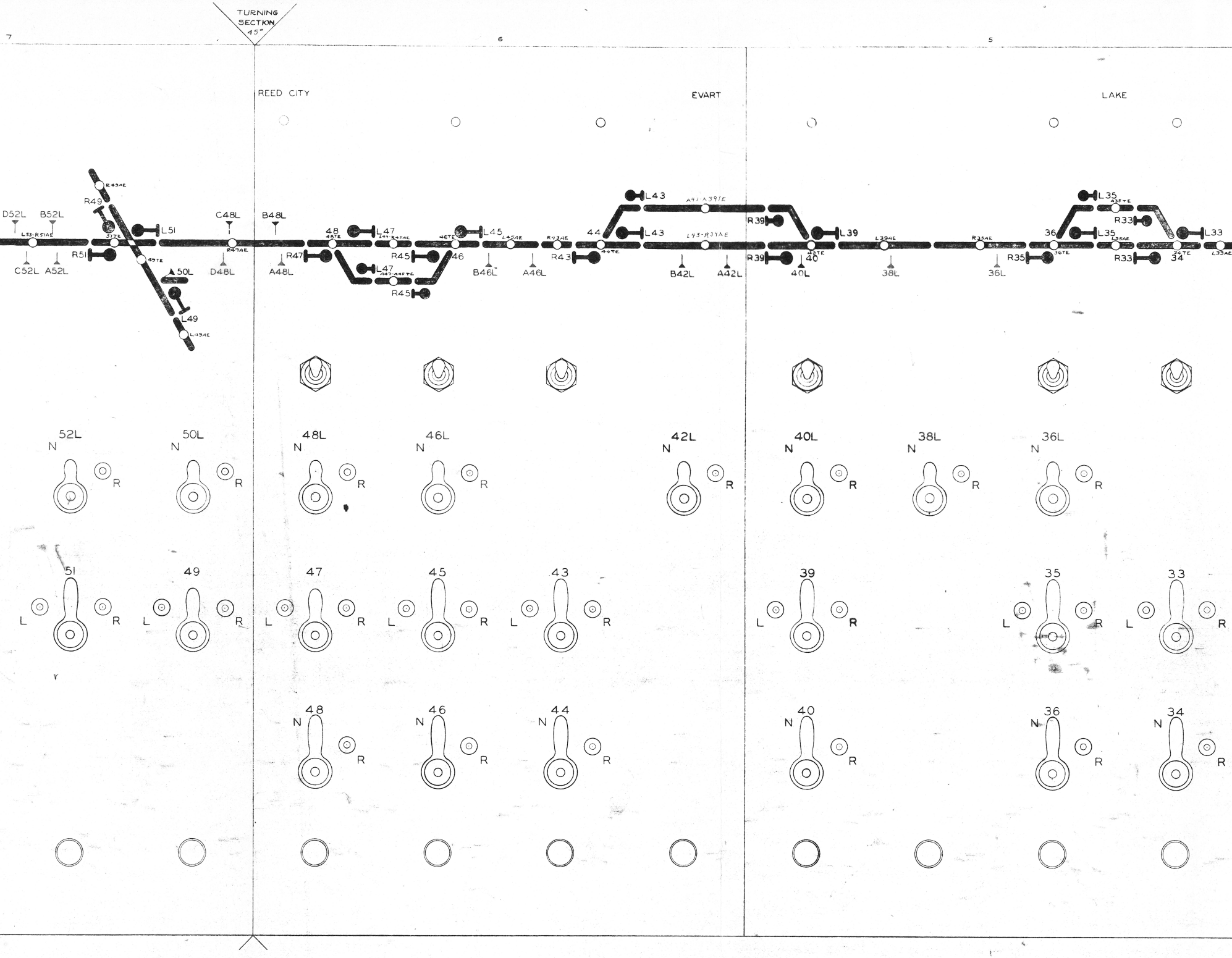
TURNING SECTION 45°
7
6
5
REED CITY
EVART
LAKE
R49AE
R49
D52L
B52L
L53-R51AE
51TE
L51
R51
49TE
50L
L49
L49AE
C52L
A52L
C48L
R47AE
D48L
B48L
A48L
48
48TE
R47
L47
L47-R45AE
L47
A47-A45TE
R45
R45
46TE
46
L45
L45AE
B46L
A46L
R43AE
R43
44
44TE
L43
A43-A39TE
L43
L43-R39AE
B42L
A42L
R39
R39
L39
40TE
40
40L
L39AE
38L
R35AE
36L
L35
A35TE
R33
36
L35
L35AE
36TE
R35
L33
34TE
34
R33
L33AE
52L
N
R
50L
N
R
48L
N
R
46L
N
R
42L
N
R
40L
N
R
38L
N
R
36L
N
R
51
L
R
49
L
R
47
L
R
45
L
R
43
L
R
39
L
R
35
L
R
33
L
R
48
N
R
46
N
R
44
N
R
40
N
R
36
N
R
34
N
R

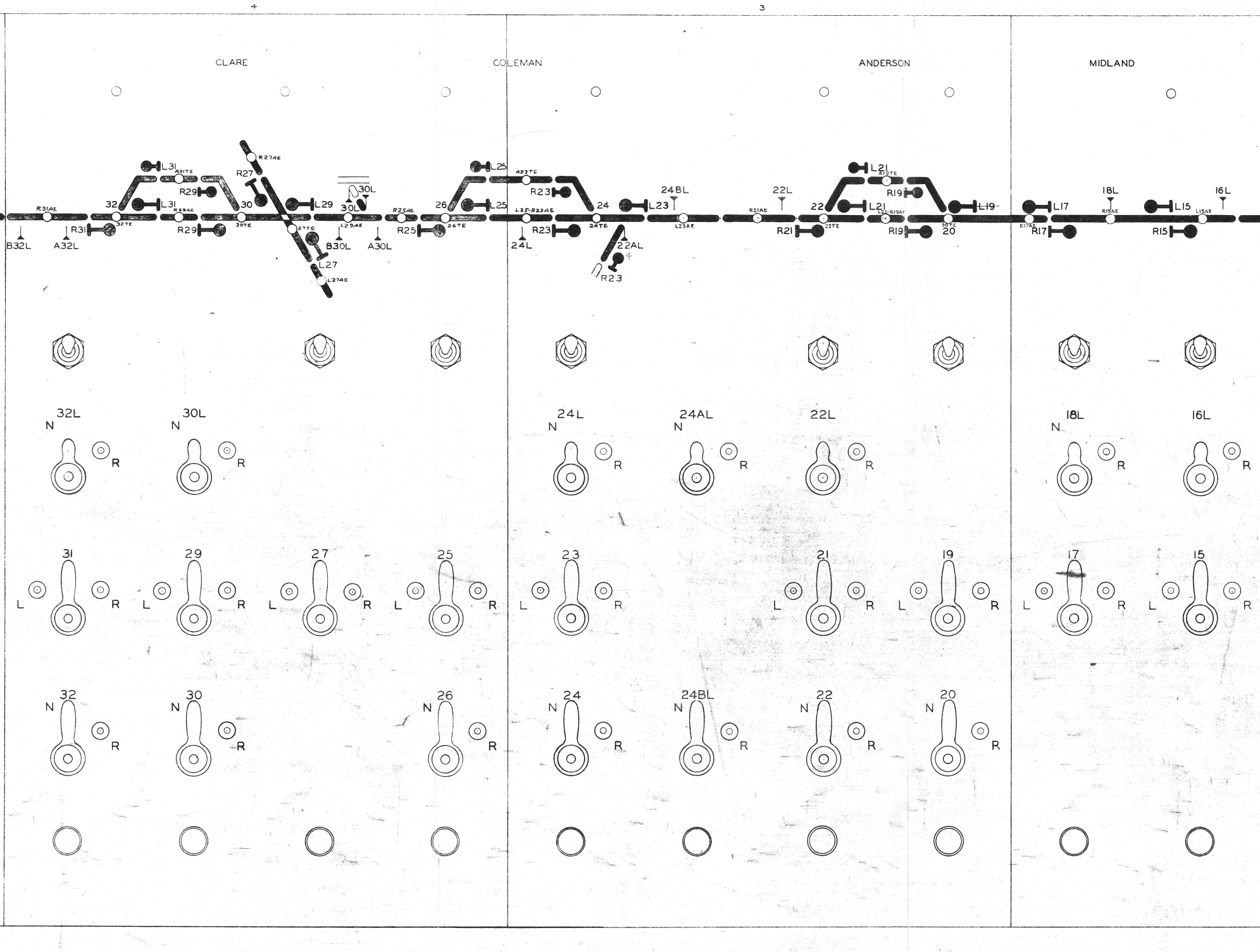
4
3
CLARE
COLEMAN
ANDERSON
MIDLAND
L31
A31TE
L31
R29
R27
R27AE
30
30L
L29
L29AE
B30L
A30L
R31AE
32
32TE
R31
R29AE
R29
30TE
27TE
L27
L27AE
B32L
A32L
R25AE
R25
26
26TE
L25
L25
A23TE
R23
L25-R23AE
R23
24
24TE
L23
L23AE
24BL
24L
22AL
R23
R21AE
22L
22
22TE
R21
L21
A19TE
R19
L21
L21-R19AE
R19
20
20TE
L19
R17AE
L17
R17
18L
R15AE
L15
L15AE
R15
16L
32L
N
R
30L
N
R
24L
N
R
24AL
N
R
22L
R
18L
N
R
16L
R
31
L
R
29
L
R
27
L
R
25
L
R
23
L
R
21
L
R
19
L
R
17
L
R
15
L
R
32
N
R
30
N
R
26
N
R
24
N
R
24BL
N
R
22
N
R
20
N
R

CM6261-5
CONTROL MACHINE PANEL
LUDINGTON-SAGINAW, MICH.
P. M. RY.
GENERAL RAILWAY SIGNAL CO., ROCHESTER, N.Y.

DATE
10-9-53
10-28-53
12-11-53
1-5-54
1-26-54
12 27 55 ACCT. 10L & 12L ADDED & IN SERVICE 11-11-55
7-5-56.
2-18-64. REPORT H.G. HELTON 12-13-63.
12-18-64. REPORT FROM G.R.S.
11-22-68 REPORT D.E.G. 10-27-68

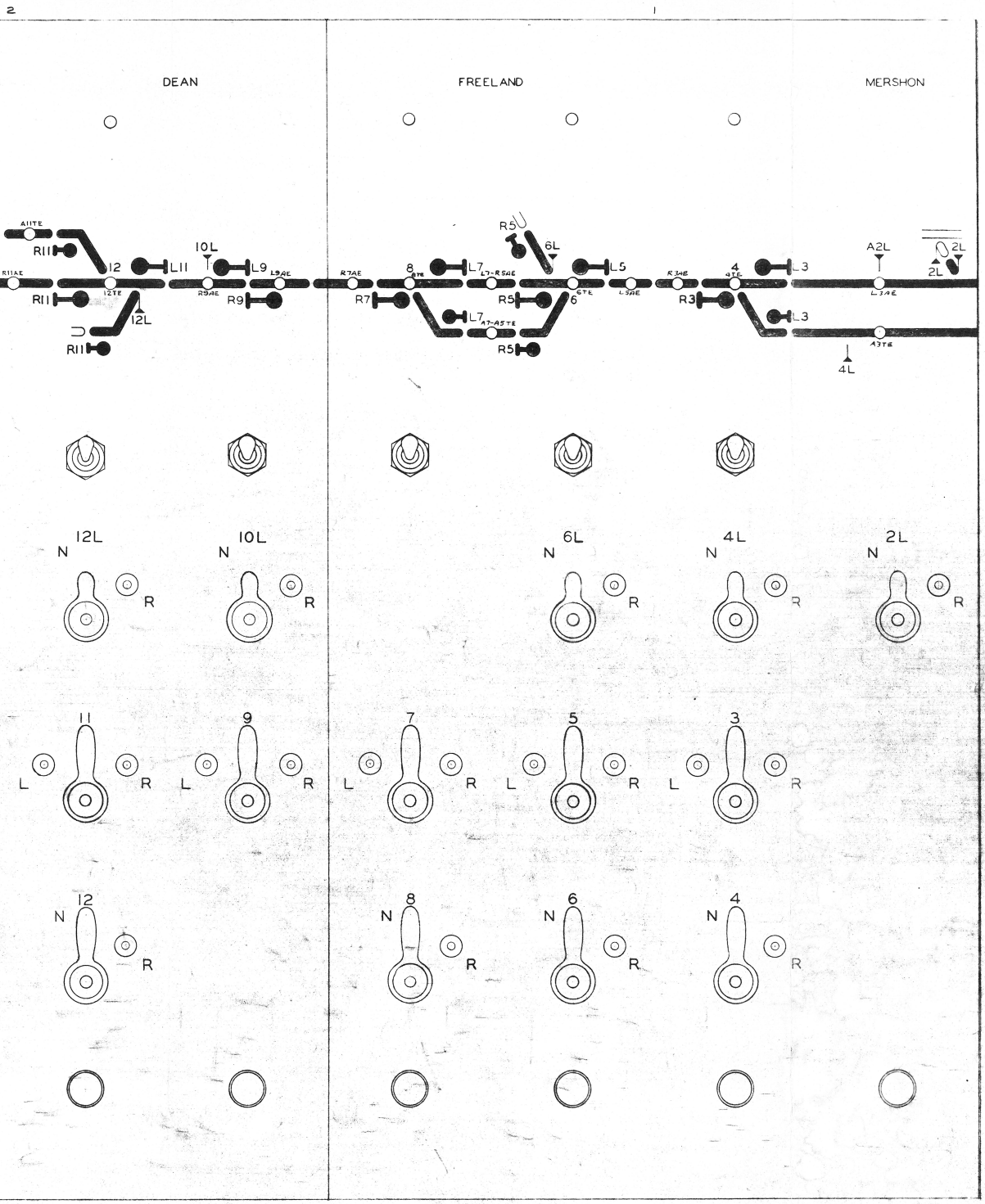
2
1
DEAN
FREELAND
MERSHON
A11TE
R11
R11AE
12
12TE
L11
10L
L9
R9AE
L9AE
R9
R11
12L
R11
R7AE
8
8TE
L7
L7-R5AE
R7
L7
A7-A5TE
R5
R5
6L
6
6TE
L5
L5AE
R5
R3AE
4
4TE
L3
R3
L3
A2L
L3AE
2L
2L
A3TE
4L
12L
N
R
10L
N
R
6L
N
R
4L
N
R
2L
N
R
11
L
R
9
L
R
7
L
R
5
L
R
3
L
R
12
N
R
8
N
R
6
N
R
4
N
R

STATION INDICATION LIGHTS-"OPAL".

TRACK LIGHTS-"OPAL".

MAINTAINERS CALL KEY.

LOCK LEVERS- SHORT HANDLE.
"OPAL"-LIGHT IN LOCK LEVER WHEN
LEVER IS REVERSED

HOT BOX LEVER- SHORT HANDLE.
"WHITE"LIGHT WITH LETTER H IN LEVER
WITH LEVER IN ON POSITION.

"GREEN"-LIGHT IN SIGNAL LEVER WHEN
SIGNAL IS CLEAR.

THIS PLAN DOES NOT
SUPERSEDE COLORED
PLAN DATED 4-7-76
5-3-77 & 9-14-78

RED-IN
YELLOW-OUT.

AUG 28 1981

"OPAL"-LIGHT IN SWITCH LEVER WHEN
SWITCH AND LEVER ARE OUT
OF CORRESPONDENCE.
LOCK LEVERS.
"OPAL"-LIGHT IN LOCK LEVER WHEN
LEVER IS REVERSED.

STARTING BUTTONS.

[redacted]

DRAWN BY W.P.S.
TRACED BY W.P.S.
CHECKED BY R.N.K.

APPROVED
Geo J. Johanek