NORFOLK & WESTERN RY. CO. (PEORIA DIST.) GIBSON CITY, ILL. SHEET 8

DRAWN BY - WHITEHURST
CHECKED BY
APPROVED BY
SIGNAL ENGINEER

REDRAWN PER C.M.C. INSP. OF 3-20-57, 8-7-57

REVISED PER J.W.A. INSP. OF 7-11-78 RP 9-27-79

REVD. PER INSP. OF JNA 3-19-81 RP 11-18-81

17955+17 — 17954+82 — I.C. WYE — I.C.R.R.

17953+83 — WABASH R.R.

A47T — 47T — C — 46 — 15

9H — G-A-T21 — 47H3 — WAB.T4 — 47H3 — I.C.T.SPI — 47H2 — 9-47STP — 47H1 — 47H — G-A-T22

T-B10 — 47H — 47 — N9H — G-A- — T-N10 — 47 — G-A-T29

GROUP 'A'

A47RB — A47TR — A47RN — 47RB — 47TR — 47RN

B47TPS — 47TPR — B47TPS — B47TPS — B47TPS — NB47TPS — B47TPSR

B47TPS-A — B47TPS-A — A47TPZ — A47TPZ-B — B47TPZ — A47TPZ

IN TOWER — 9M — G-A-T24 — 9MR — N9M — G-A-T31 — N9M

47TP — N47TP — T-N10 — DN11 1500Ω — 47TPR

WAP — G-A-T35 — WAP — A47T — WAP — T-B10 — A47TR — 47TP — 47TR — 47TP — T-B10

N WAP — G-A-T25 — N-WAP — T-N10

EA — G-A-T26 — N-EA — T-N10 — 56 — 3 — EAR

3418HD — T-B10

N3418HD — T-N10

IN TOWER — 47M — G-A-T34 — 47MR — N47M — G-A-T33

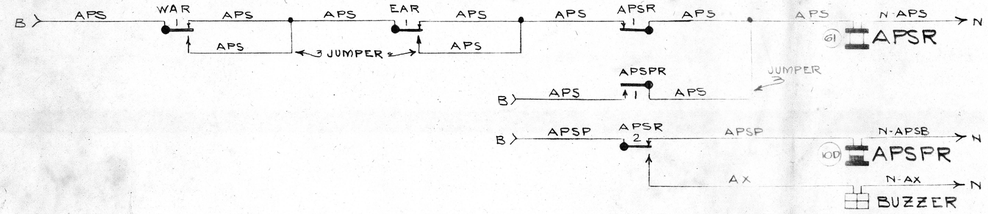
T-N10 — N- WA — WA — 56 — 3 — WAR — G-A-T27

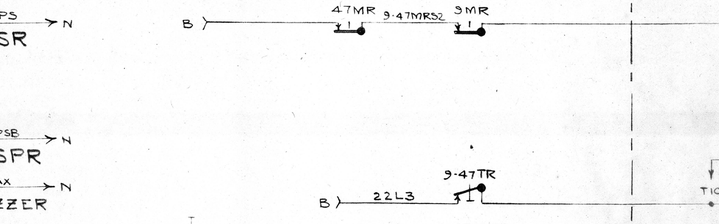
T-B10 — 3387HD — G-A-T28

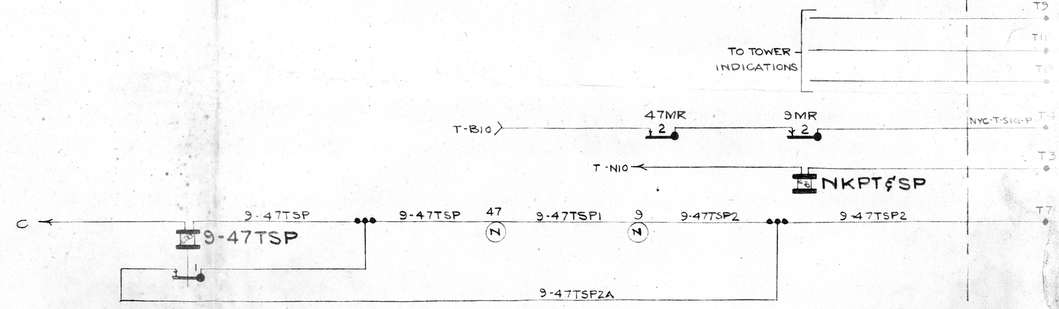
T-N10 — N3387HD — G-A-T30

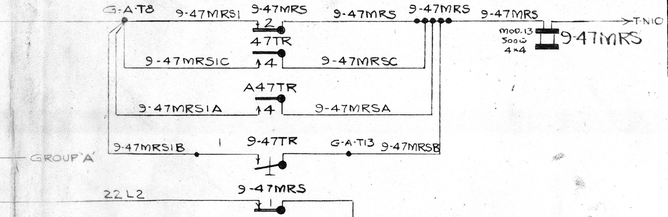
(MUNCIE DIVISION) GIBSON CITY, ILL. SHEET 8

DRAWN BY - WHITEHURST-
CHECKED BY
APPROVED BY
- SIGNAL ENGINEER -
REDRAWN PER CMC INSP OF 3-20-57 8-7-57
RP 11-18-81









TOWER

TOWER CASE

NORFOLK & WESTERN RY. CO. (PEORIA DIST.) GIBSON CITY, ILL. SHEET 8B

CABLE "A" 3/C #9
9-47TRF
EBX
SPARE

CABLE "B" 7/C #9 - 23'
22L2
47TE
INT. B10
9-47MRSB
INT. C10
47H
9N.W

CABLE "C" 9/C #9 - 86'
B47TPS
B47TPS
NYC-T-SIG.P-TOWER
NYC-T-SIG.P-TOWER
22L
9-47STP2
9-47MRSH
9TE
SPARE

CABLE "D" 12/C #9
9N
N3418HD
EA
WA
3387HD
N47H
N3387HD
N9M
N9H
N47M
47M
3418HD

CABLE E 4-1/C #9
47RB
47RN
A47RB
A47RN

REF. F 2-1/C #9
47TB
47TN

REF. G 2-1/C #9
P3387RB
P3387RN

REF. H 2/C #9
NWP3
N-NWP3

REF. J 2-1/C #9
B47RB
B47RN

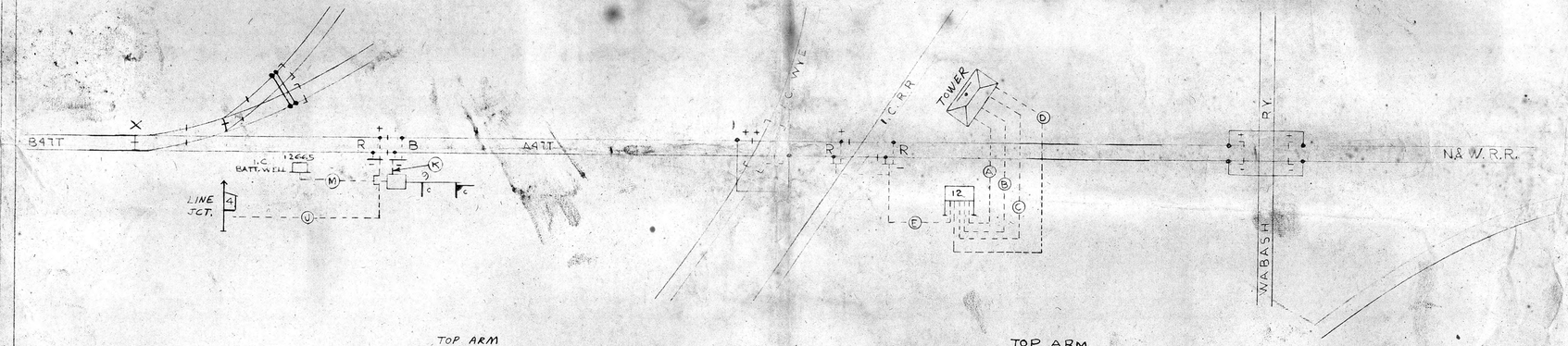
REF. K 2-1/C #9
A47TB
A47TN

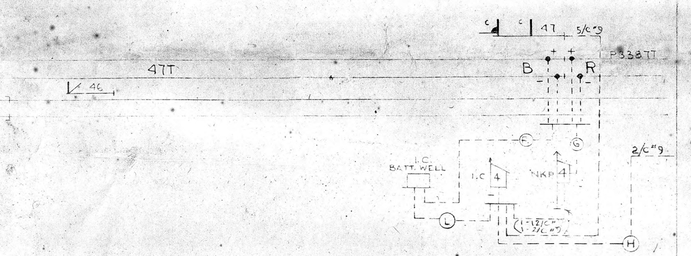
REF. L 2/C #9
B10
N10

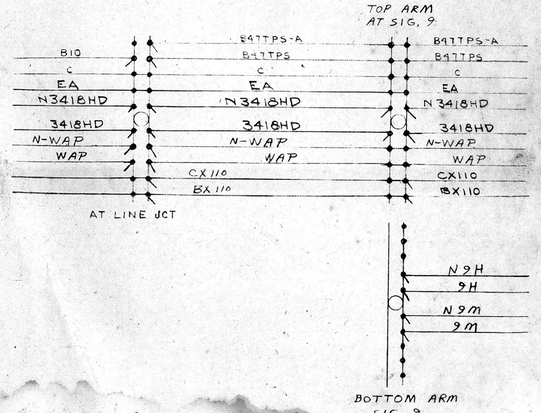
REF. M 2/C #9
B10
N10


DRAWN ENT
CHECKED
APPROVED
SIG. ENGR.
4-23-58
REVISED PER C.M.C. INSP OF 3-20-57 AND SH. NO. CHANGED FROM 7B TO 8B 8-7-57
REVISED PER CBM INSP OF 4-20-64 & 5-1-64 BM
REVD. PER MARKED PRINT RD 11-18-81

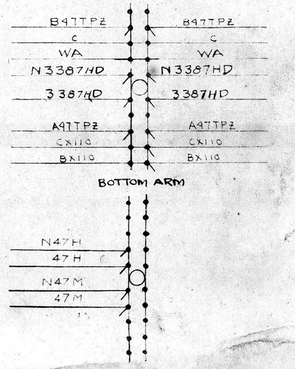
17059+95 17059+53 17057+09 17055+17 17054+82 17053+83 17049+03











DRAWN BY WHITEHURST-
CHECKED BY
APPROVED BY
SIGNAL ENGINEER

REDRAWN PER C.M.C. INSP. OF 3-20-57 8-7-57

REV. PER INSP. OF 8-7-57

REV'D. PER INSP. OF JWA 3-19-81 RJP 11-18-81

17959+95 17959+53 17957+09

START FOR U.S. 47 166.7'

NOTE: CABLE DIAGRAM SHOWN ON TOWER SHEET 8B

W.B.S. 1134A-2

2-W.B.S. MODEL 1134A-2

B47T A47T

LINE JCT. 4

12665 I.C. BATT WELL

R B C P C

9

C C

BX110 BX110 BX110 BX10 CX110 CX10 (12) POR

EBX EB EB → EB

B10 B10 ECX 2 EC EC → EC

C10 C10

BX B10 CX C10

I.C. BATT WELL +S B10 C10 COM.

LINE JCT.

2A B47TR B47RB B47RN

SIG. CASE 3P 3J (POR) A47TB A47TN

9H 9HR N9H

EB EB 9HR 3 9G 9G (13) 9DEPR 9R 4 9R MARKER 2 1 EC → EC

B47TPS

LINE JCT.

B10 B47TR B10 B47TPS-A

B10 9M 9HR 1 9M

N10 N9M 9HR 5 N9M

WAP B47TR 4 WAP WAP

NWAP N-WAP N-WAP

EA EA

3418HD B47TR 2V 3418HD

N3418HD B47TR 3V N3418HD

9HR 2 3418HD 9DEPR 1 3418HD 3418HD N3418HD 3418HD

9HR 3 N3418HD 9DEPR 2 N3418HD N3418HD N3418HD