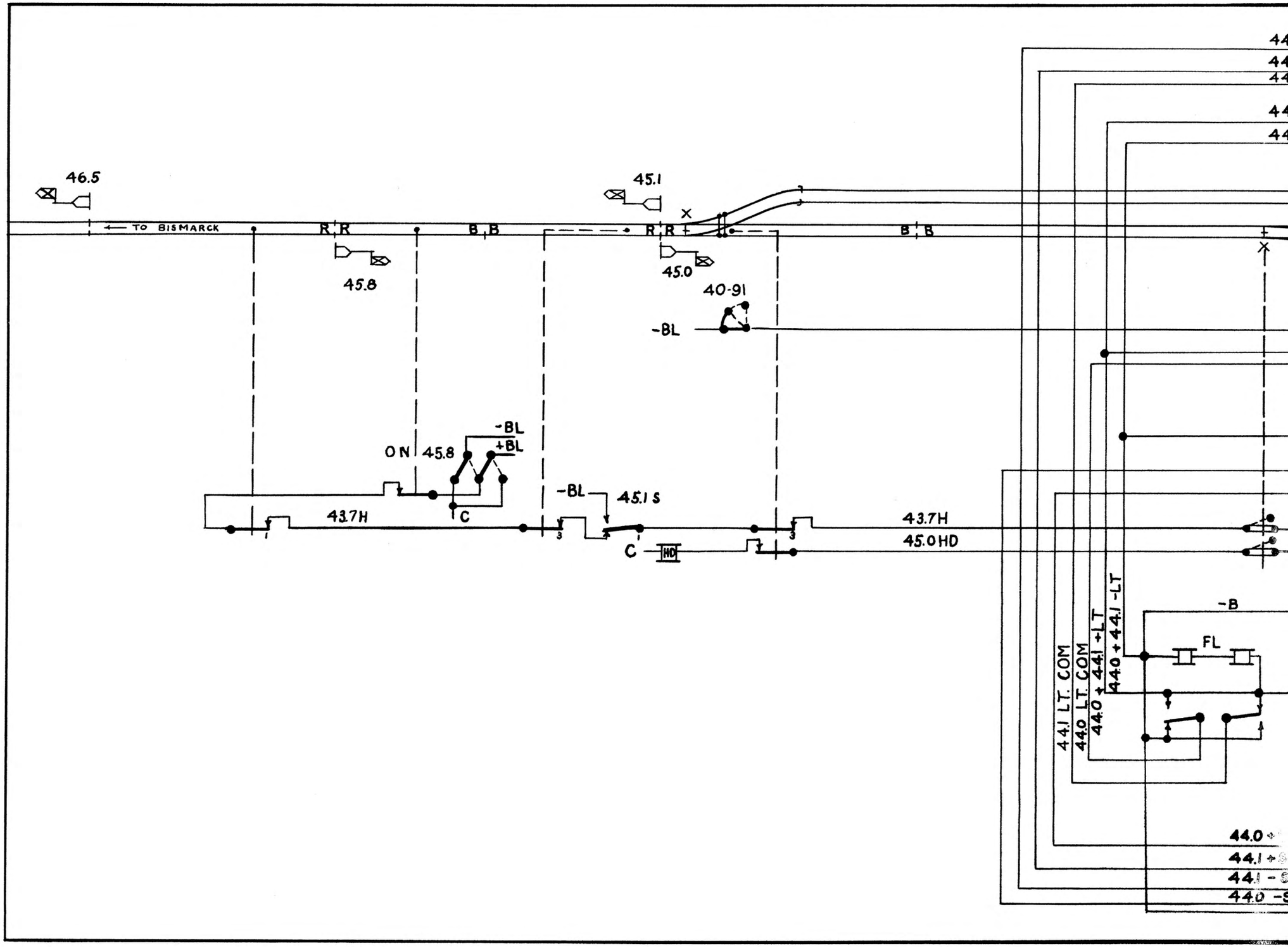
46.5
TO BISMARCK
R R
B B
45.8
45.1
45.0
40-91
-BL
ON
45.8
-BL
+BL
C
43.7H
-BL
45.1 S
C
HO
43.7H
45.0HD
-B
FL
44.1 LT. COM
44.0 LT. COM
44.0 + 44.1 +LT
44.0 + 44.1 -LT

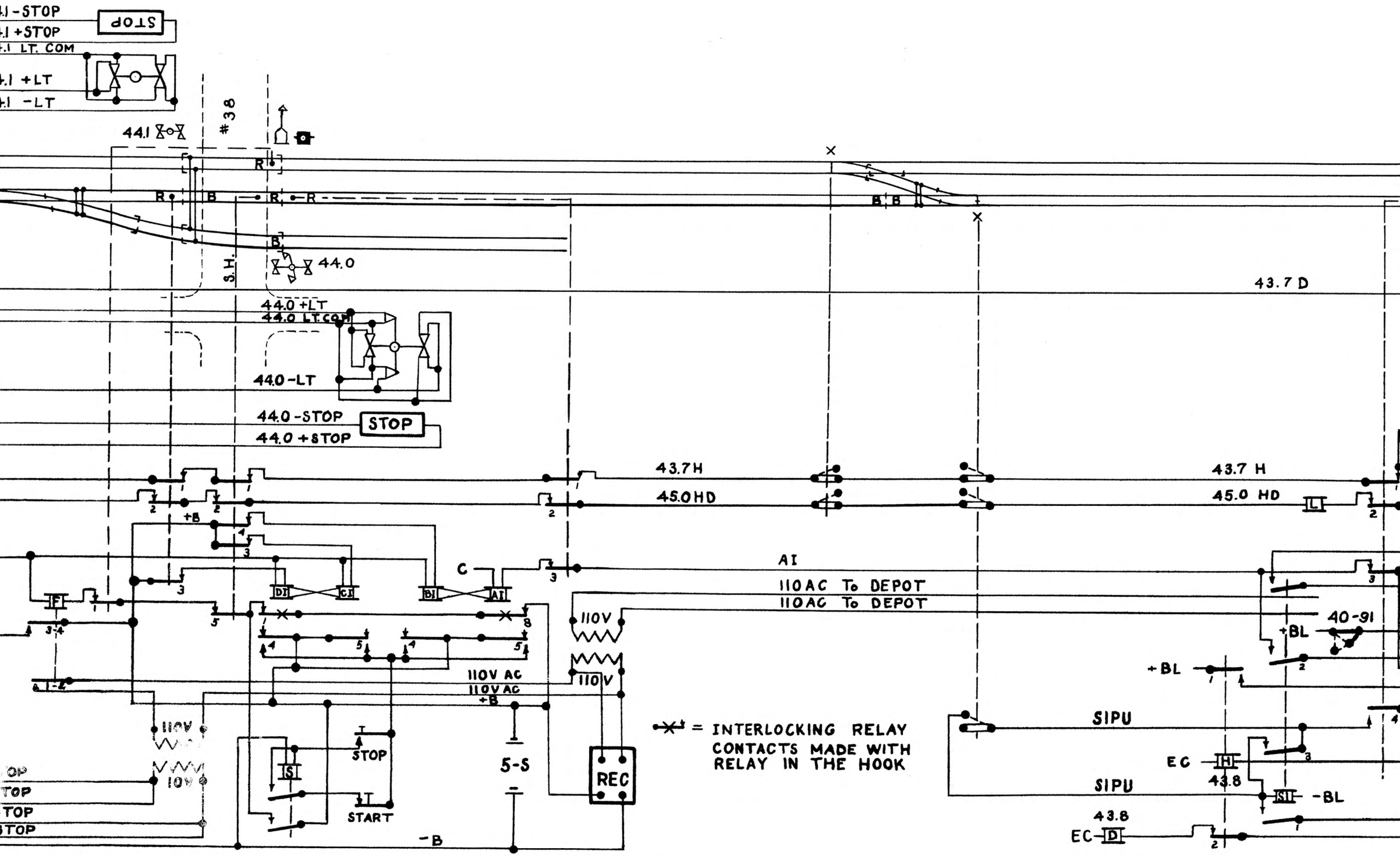
STOP
44.1 -STOP
44.1 +STOP
44.1 LT. COM
44.1 +LT
44.1 -LT
44.1
#38
R
B
44.0
S.H.
44.0 +LT
44.0 LT.COM
44.0 -LT
44.0 -STOP
44.0 +STOP
STOP
43.7 D
43.7H
45.0HD
43.7 H
45.0 HD
LI
+B
C
AI
110AC To DEPOT
110AC To DEPOT
DI
CI
BI
AI
F
3-4
1-2
110V
110V AC
110V AC
+B
40-91
+BL
SIPU
EC
H
43.8
SI
-BL
43.8
EC
D
STOP
START
S
5-S
REC
-B
= INTERLOCKING RELAY CONTACTS MADE WITH RELAY IN THE HOOK

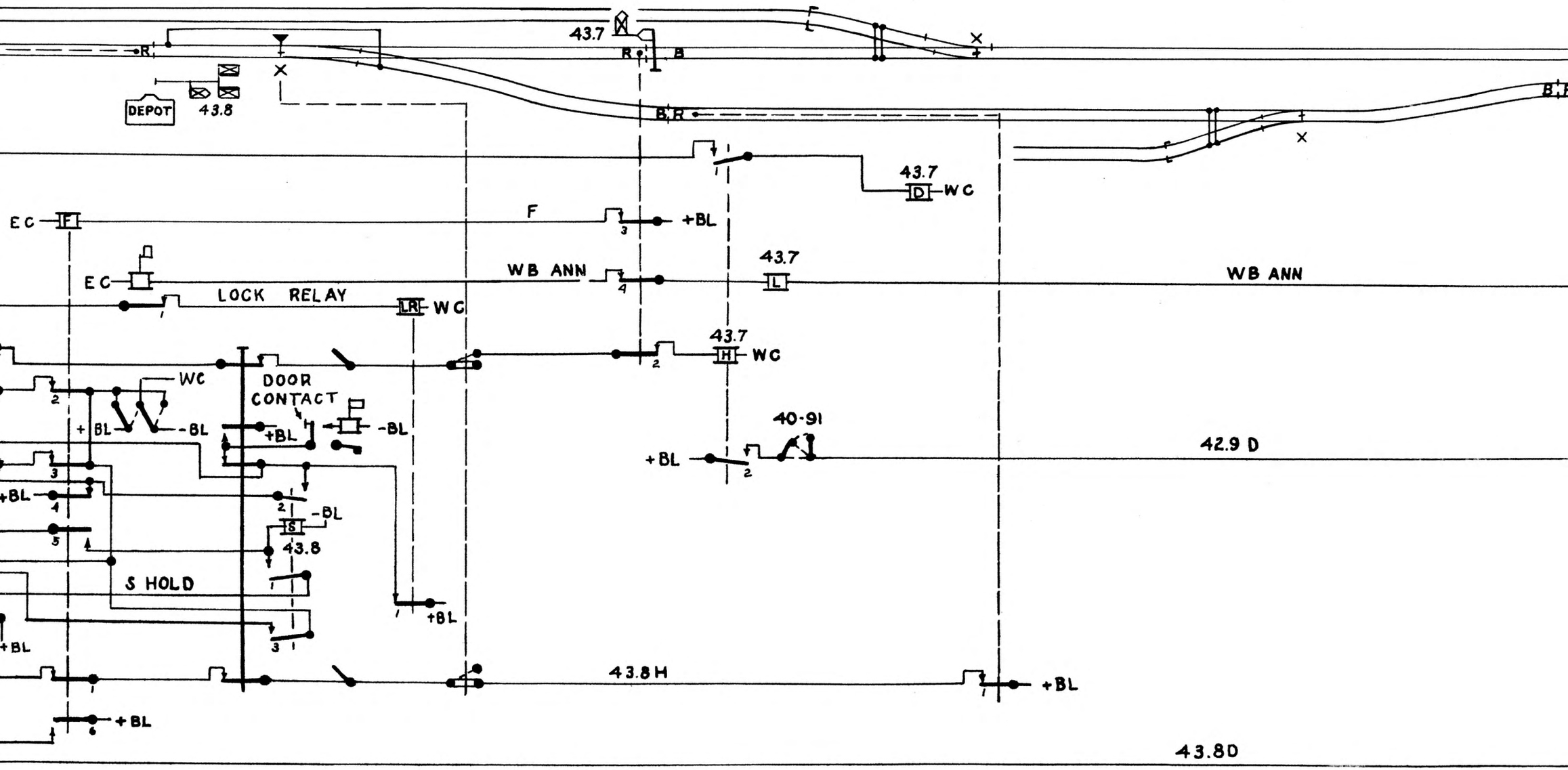
DEPOT
43.8
43.7
R
B
B R
43.7
D
WC
EC
F
+BL
EC
LOCK RELAY
LR
WC
WB ANN
43.7
L
WB ANN
43.7
H
WC
WC
DOOR
CONTACT
+BL
-BL
+BL
-BL
40-91
+BL
42.9 D
+BL
-BL
S
43.8
S HOLD
+BL
+BL
43.8 H
+BL
+BL
43.8D

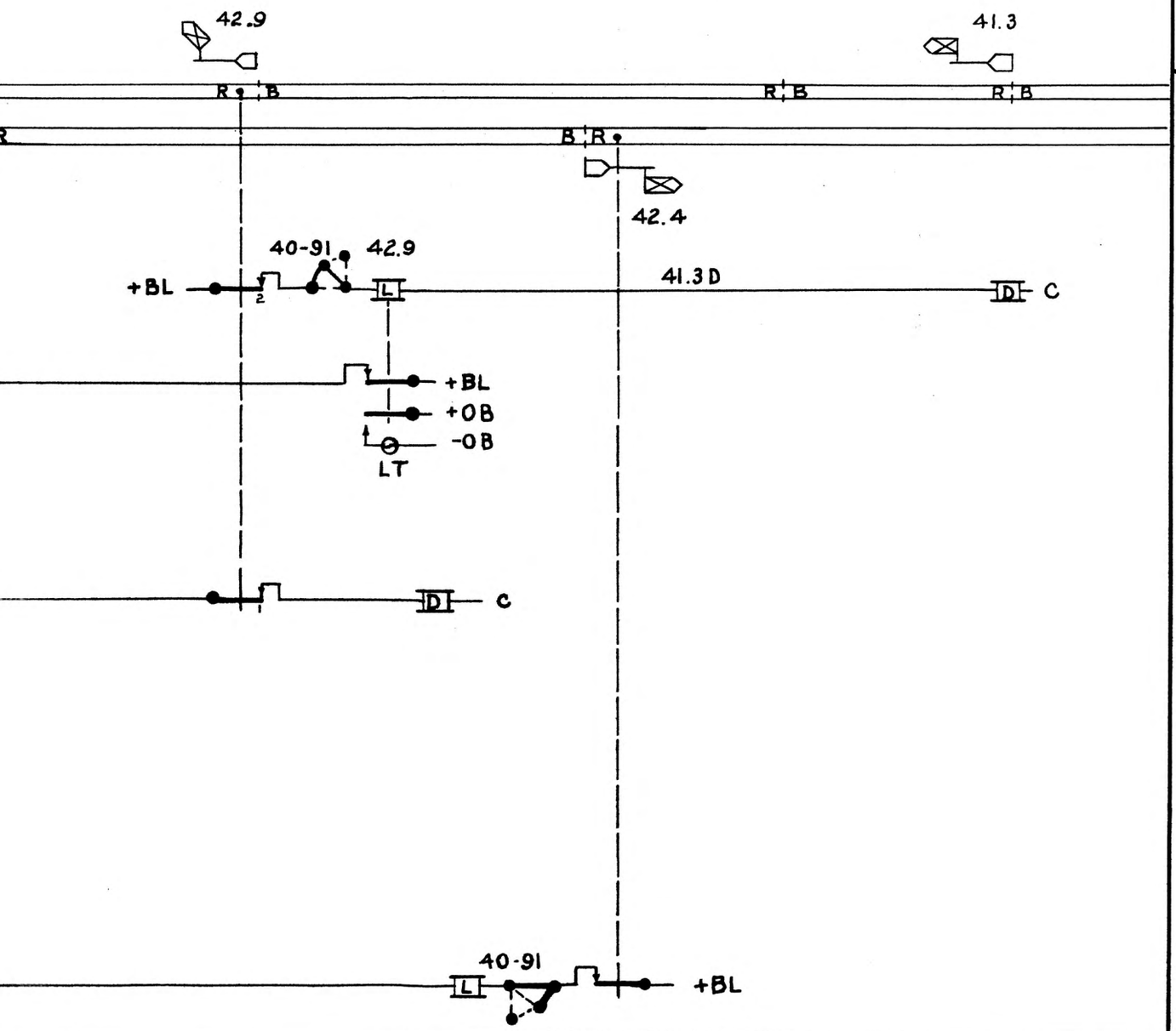

SPECIAL CIRCUIT PLAN B-401

N.P.RY

DILWORTH TO JAMESTOWN

CIRCUITS THRU BUFFALO

OFFICE OF SIGNAL ENG'R. ST. PAUL, MINN.

1-23-40

CHECKED:

APPROVED:

SIGNAL ENG'R