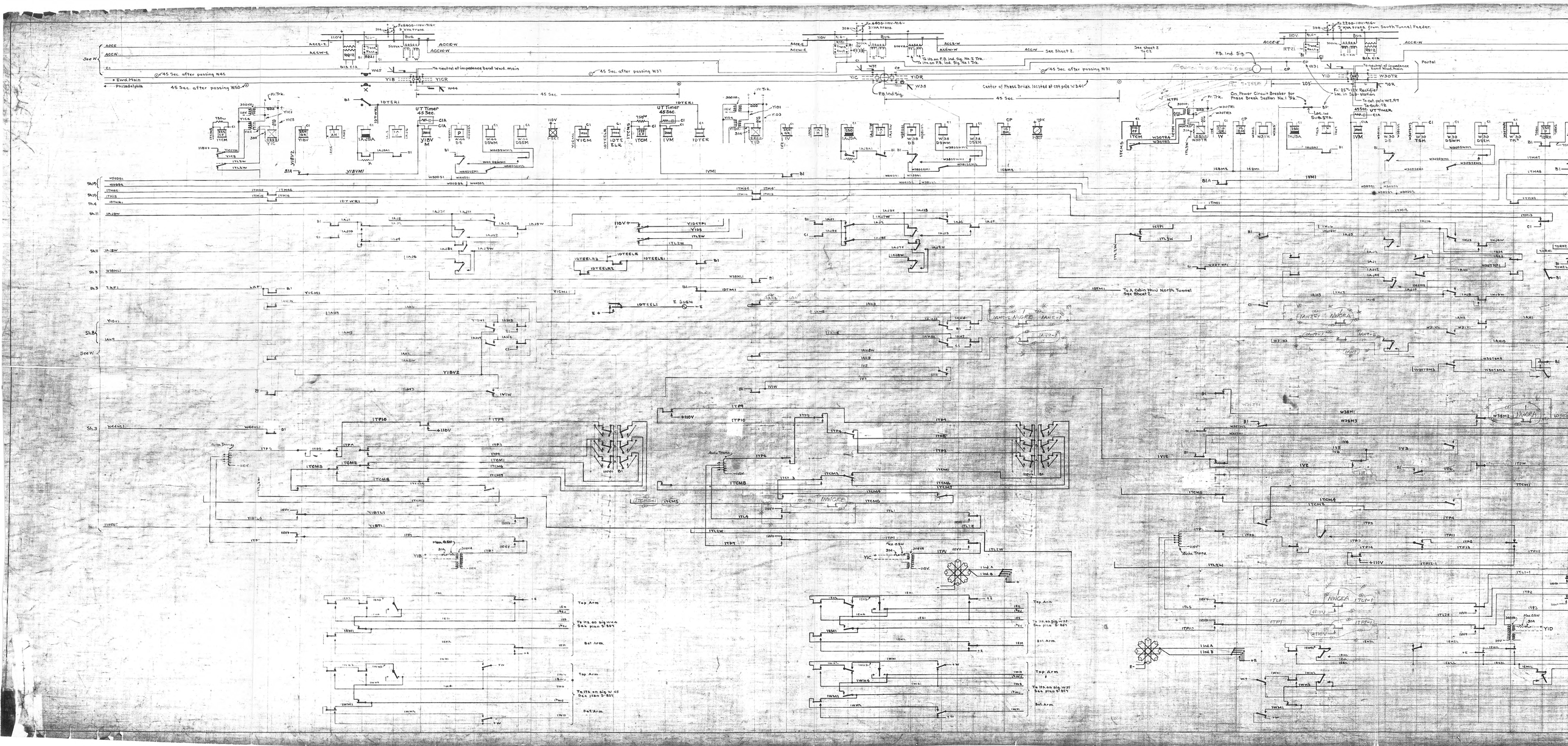
45 Sec. after passing W45
45 Sec. after passing W50
45 Sec. after passing W37
45 Sec. after passing W31
45 Sec.
45 Sec.
UT Timer 45 Sec.
UT Timer 45 Sec
UT Timer 45 Sec
Center of Phase Break located at cat pole W34
To neutral of impedance bond Wwd. main
To neutral of impedance bond West main
To Its on P.B. Ind. Sig. No. 2 Trk.
To Its on P.B. Ind. Sig. No. 1 Trk.
P.B. Ind. Sig.
P.B. Ind Sig.
See Sheet 2.
See sheet 2 for CE
To A Cable thru North Tunnel See Sheet 2
On Power Circuit Breaker for Phase Break Section No. 1 Trk.
Fr. 25 cy. 11kv Rectifier Sub station
To cat pole W2.69 To sub. 52
Loc. in Sub. Sta.
Loc. in Sub. Sta.
Fr. 2200-110V-416V 3 KVA trans. from South Tunnel Feeder.
Fr. 600-110V-416V 3 KVA Trans.
Fr. 600-110V-416V 3 KVA Trans.
Fr. Trk.
Fr. Trk.
Fr. Trk.
Fr. Trk.
Top Arm
Bot. Arm.
Top Arm
Bot. Arm.
Top Arm
Bot. Arm.
Ind. A
Ind. B
Ind. A
Ind. B
Auto Trans.
Auto Trans.
Auto Trans.
Auto Trans.
Portal
Philadelphia
Ewd. Main
See W
See W
See W

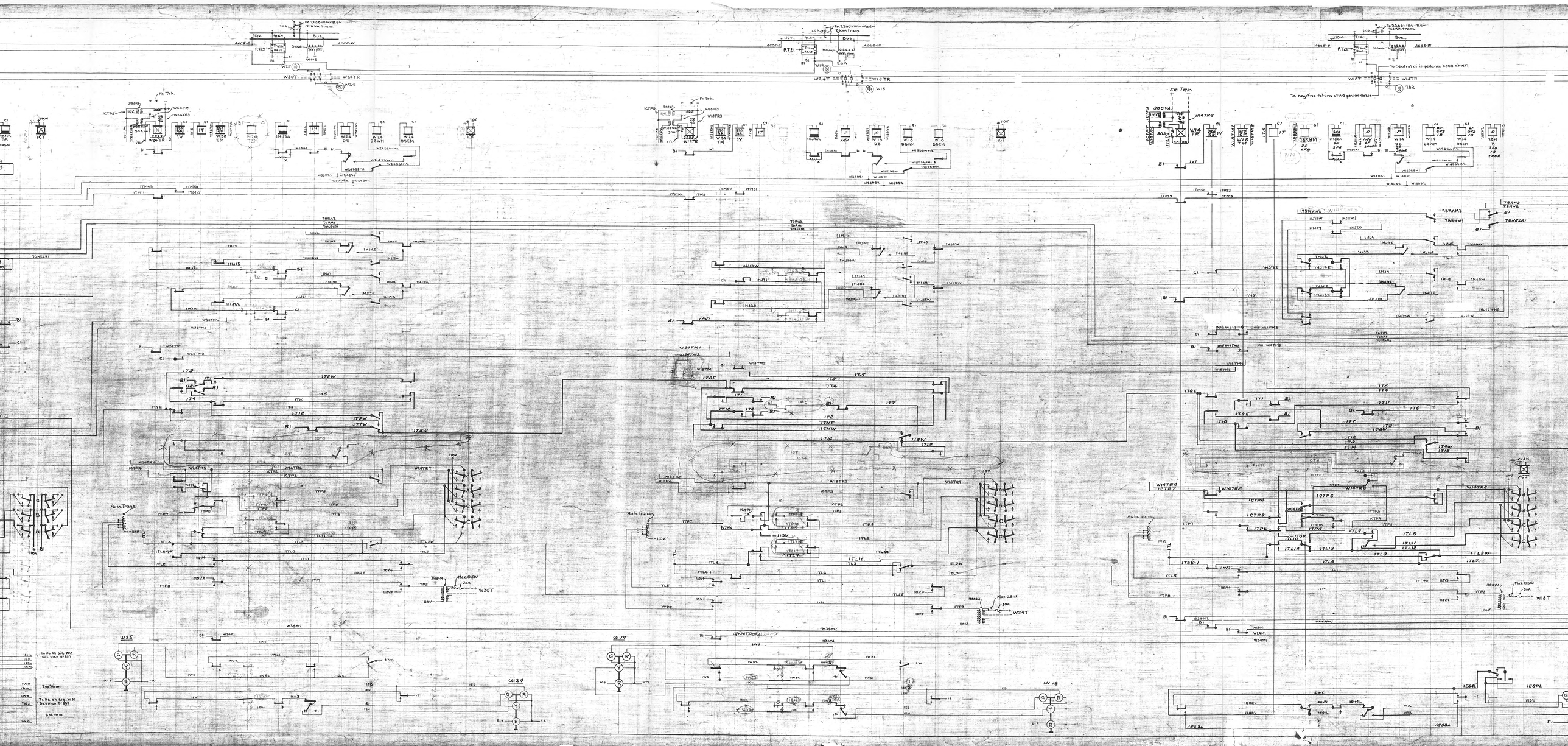

To neutral of impedance bond at W17
To negative return of AC power cable
Auto Trans.
Max. 0.5W
W30T
W24T
W18T
W25
W19
W24
W18

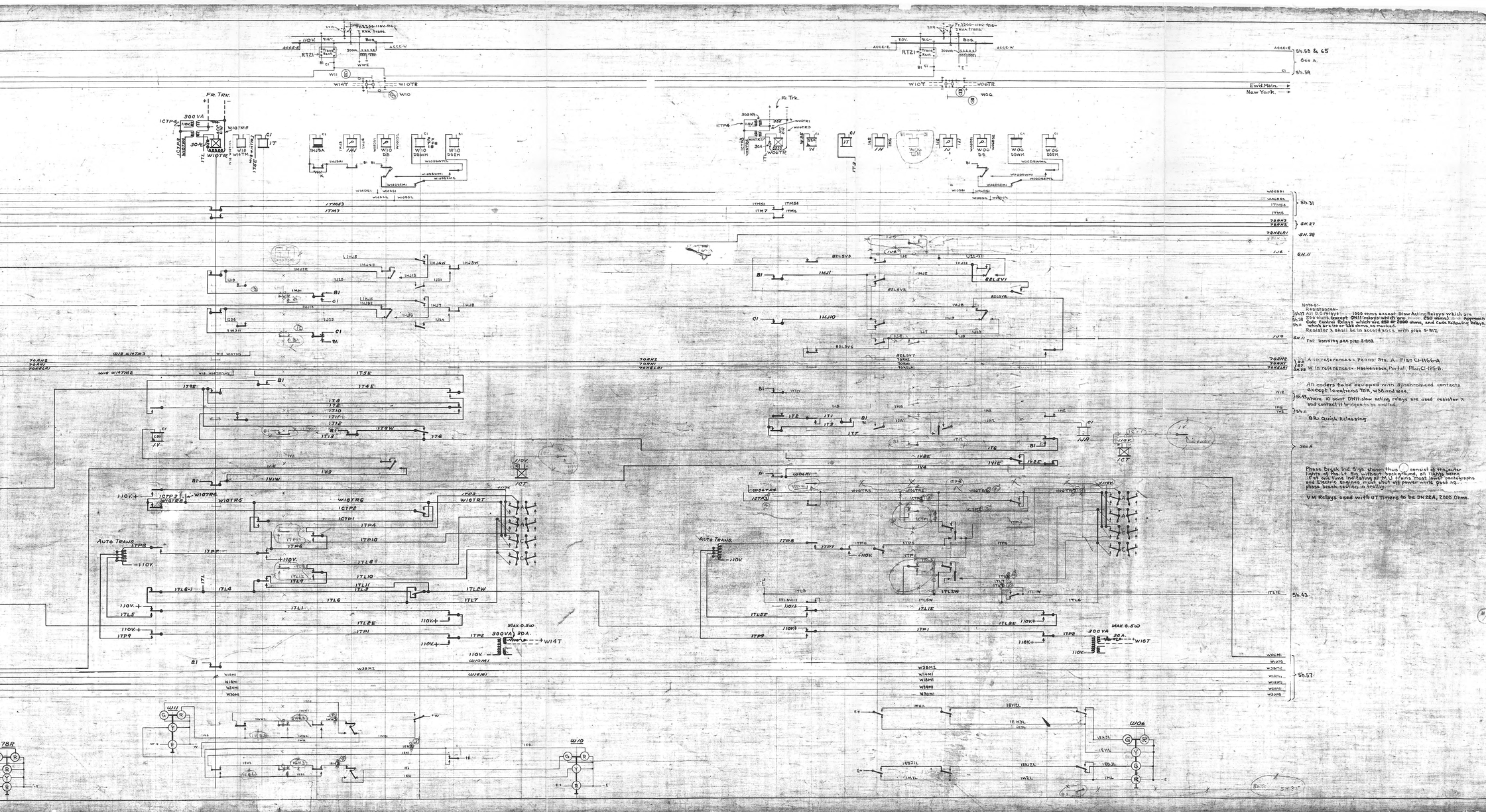
Fr. 1200 - 110V - 916 - 2 KVA trans.
Bus
RTZ1
ACCE-E
ACCE-W
W10T
W10TR
W10
Fr. Trk.
300 VA
1CTP4
30A
W10TR3
W10TR4
1T
1T3
1T4
1T5
1T6
1T7
1T8
1T9
1T10
1T11
1T12
1T13
1T14
1T15
1T16
1T17
1T18
1T19
1T20
1T21
1T22
1T23
1T24
1T25
1T26
1T27
1T28
1T29
1T30
1T31
1T32
1T33
1T34
1T35
1T36
1T37
1T38
1T39
1T40
1T41
1T42